



Recent Statistical Survey Reports

November 2022

[November 1 – November 30]

Statistical Survey Reports

Survey on Public Assistance Recipients (August)

November 2, released by the Ministry of Health, Labour and Welfare

The number of welfare recipients in August was 2,025,096 and the number of households of welfare recipients was 1,644,112.

Family Income and Expenditure Survey (September)

November 8, released by the Ministry of Internal Affairs and Communications

The average monthly income for a worker's households with 2 or more family members was up 0.2% in real terms from the previous year. The change over the year of wages & salaries was down 0.5% in real terms from the previous year (household heads: -2.2% in real terms, spouse of household: 5.7% in real terms).

The average of consumption expenditures for a worker's household with 2 or more family members was up 2.6 % in real terms from the previous year.

Labor Force Survey: Detailed Tabulation (Jul.-Sep. 2022)

November 8, released by the Ministry of Internal Affairs and Communications

Of the total 57.06 million employee (excl. executive of company or corporation) (average, in Jul. - Sep. 2022), the number of the regular employees decreased by 210 thousand from the previous year to 35.86 million and the number of non-regular employees was 21.20 million, increased by 490 thousand from the previous year.

Monthly Labour Survey (Provisional Report in September)

November 8, released by the Ministry of Health, Labour and Welfare

Total amount of cash earnings increased by 2.1% and contractual cash earnings increased by 1.7% (full-time employees 1.8%, part-time employees 3.5%) from a year earlier.

Special cash earnings increased by 20.3% from a year earlier. Scheduled cash earnings increased by 1.3% and non-scheduled cash earnings increased by 6.7% from a year earlier. Real wage (total cash earnings) decreased by 1.3% from a year earlier and real wage (contractual cash earnings) decreased by 1.7% from a year earlier.

Total hours increased by 1.3%, scheduled hours worked increased by 0.9% from a year earlier and non-scheduled hours worked increased by 7.2% from a year earlier.

Non-scheduled hours worked by manufacturing industry workers decreased by 1.5% from the previous month (seasonally adjusted).

November 22 Monthly Labour Survey (Final Report in September)

Indexes of Business Conditions September 2022 (Preliminary Release)

November 8, released by the Cabinet Office

The Coincident Index of Composite Index (CI, revised figures, 2015=100) in August was 101.1, decreased by 0.7 point from the previous month. And 3 months backward moving average increased by 0.63 point, and 7 months backward moving average increased by 0.68 point. So the Assessment of Coincident Index was "Improving" (The same as the previous month)

The Leading Index was 97.4, a decrease of 3.9 point, and the Lagging Index was 98.9, unchanged from the previous month.

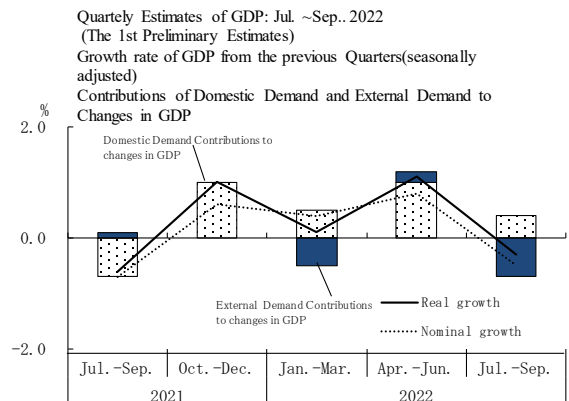
November 24 Indexes of Business Conditions September 2022(Revision of the Preliminary Release)

National Accounts (The 1st Preliminary Estimates July.-September.2022)

November 15, released by the Cabinet Office

Real GDP (Gross Domestic Product) growth rate (Seasonally Adjusted) at Jul.-Sep.2022 was -0.3% (-1.2% on annual basis). Of real GDP growth rate, 0.4% was contributed by domestic demand and -0.7% by external demand.

Compensation of Employees (real) was -0.8% and compensation of Employees (nominal) was 0.3% (changes from the previous quarter (seasonally adjusted)).



Indices of Industrial Production (Revised Report for September 2022)

November 15, released by the Ministry of Economy, Trade and Industry

The index of industrial production (seasonally adjusted, 2015=100) was 98.5, decreased by 1.7% from the previous month.

Consumer Price Index Japan (October)

November 18, released by the Ministry of Internal Affairs and Communications

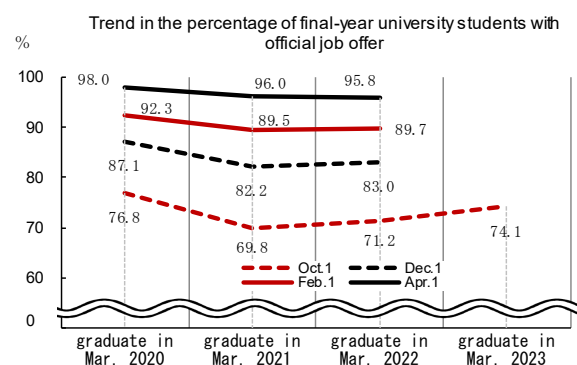
The consumer price index for Japan in October 2022(preliminary) was 103.7(2020=100), up 3.7% from the previous year. All items, less fresh food, the comprehensive index was 103.4, up 3.6% from the previous year. All items, less fresh food and energy, the comprehensive index was 101.7, up 2.5% from the previous year.

Survey on Situation of Preliminary Job Offers for New Graduate in Mar.2023 (University, etc.) (October 1, 2022)

November 18, released by the Ministry of Health, Labour and Welfare and the Ministry of

Education, Culture, Sports, Science and Technology

The ratio of final-year university students who got an official job offer to applicants was 74.1%, increased by 2.9 point from the same period a year earlier.



Survey on Wage Increase (2022)

November 22, released by the Ministry of Health, Labour and Welfare

The 10th Longitudinal Survey of Adults in the 21st Century (2012 Cohort)

November 22, released by the Ministry of Health, Labour and Welfare

Monthly Labour Survey (Final Report in September)

November 22, released by the Ministry of Health, Labour and Welfare

Total amount of cash earnings increased by 2.2% and contractual cash earnings increased by 1.8% (full-time employees 2.0%, part-time employees 3.9%) from a year earlier. earlier.

Special cash earnings increased by 20.2% from a year earlier. Scheduled cash earnings increased by 1.4% and non-scheduled cash earnings increased by 6.8% from a year earlier. Real wage (total cash earnings) decreased by 1.2% from a year earlier and real wage (contractual cash earnings) decreased by 1.6% from a year earlier.

Total hours increased by 1.6%, scheduled hours worked increased by 1.1% from a year earlier and non-scheduled hours worked increased by 8.3% from a year earlier.

Non-scheduled hours worked by manufacturing industry workers decreased by 0.8% from the previous month (seasonally adjusted).

Indexes of Business Conditions September 2022(Revision of the Preliminary Release)

November 24, released by the Cabinet Office

The Coincident Index of Composite Index (CI, revised figures, 2015=100) in September was 101.4, decreased by 0.4 point from the previous month. And 3 months backward moving average increased by 0.73 point, and 7 months backward moving average increased by 0.72 point. So the Assessment of Coincident Index was "Improving" (The same as the Preliminary Release)

The Leading Index was 97.5, a decrease of 3.8 point, and the Lagging Index was 99.2, an increase of 0.4 point.

The 17th Longitudinal Survey of Middle and Elderly Persons

November 24, released by the Ministry of Health, Labour and Welfare

Survey on Supply and Demand of Construction Labor

November 25, released by the Ministry of Land, Infrastructure, Transport and Tourism

Consumer Price Index Ku-area of Tokyo (November) (preliminary)

November 25, released by the Ministry of Internal Affairs and Communications

The consumer price index for Ku-area of Tokyo in November 2022 (preliminary) was 103.8 (2020=100), up 3.8% from the previous year. All items, less fresh food, the comprehensive index was 103.6, up 3.6% from the previous year. All items, less fresh food and energy, the comprehensive index was 102.1 up 2.5% from the previous year.

Labour Force Survey (October)

November 29, released by the Ministry of Internal Affairs and Communications

The unemployment rate (seasonally adjusted) was 2.6%, unchanged from the previous month. That for men was 2.8%, unchanged from the previous month and that for women was 2.3%, decreased by 0.1 point from the previous month.

The number of unemployed persons (seasonally adjusted) was 1.78 million, decreased by 50 thousand from the previous month.

The number of employees was 60.81 million, increased by 550 thousand from the previous year.

Among them, the number of regular employee was 36.14 million, increased by 170 thousand from the previous year and the number of non-regular employee was 21.16 million, increased by 340 thousand from the previous year.

Employment Referrals for General Workers (October)

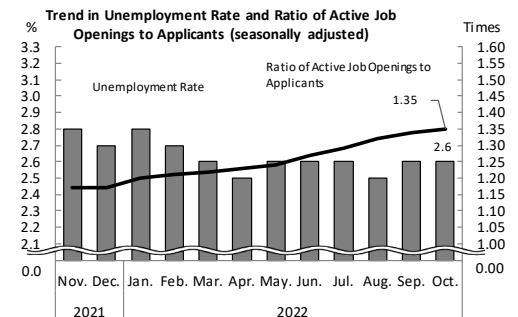
November 29, released by the Ministry of Health, Labour and Welfare

Active job openings-to-applicants ratio (seasonally adjusted) was 1.35, increased by 0.01 point from the previous month.

The number of monthly active job openings (person(s)) (seasonally adjusted) was decreased by 0.1% from the previous month and the number of monthly active applications (person(s)) (seasonally adjusted) was decreased by 0.8% from the previous month.

New job openings-to-applicants ratio (seasonally adjusted) was 2.33, increased by 0.06 point from the previous month.

Active job openings-to-applicants ratio for regular staff (seasonally adjusted) was 1.03, unchanged from the previous month.



Indices of Industrial Production (Preliminary Report for October 2022)

November 30, released by the Ministry of Economy, Trade and Industry

The index of industrial production (seasonally adjusted, 2015=100) was 95.9, decreased by 2.6% from the previous month. According to the Survey of Production Forecast in Manufacturing, Production is expected to increase in November and December.

Other Reports

Monthly Economic Report (November 2022)

November 24, released by the Cabinet Office

The Japanese economy is picking up moderately. (The same as the previous month)

* Private consumption is picking up moderately. (The same as the previous month)

* Business investment is picking up. (The same as the previous month)

* Exports are almost flat. (The same as the previous month)

* Industrial production shows movements of picking up. (The same as the previous month)

* Corporate profits are improving as a whole, although some weaknesses remain. Firms' judgments on current business conditions appear to be pausing for picking up. (The same previous month.)

* The employment situation is picking up. (The same as the previous month)

* Consumer prices are rising. (The same as the previous month)

We have also compiled the "Main Labor Economics Indicators", which summarizes indexes relating to the labour economy. Please go to

"<https://www.jil.go.jp/english/estatis/esaikin/esaikin.html>"

EDITED BY Research and Statistical Information Analysis Department, The Japan Institute for Labour Policy and Training