



Recent Statistical Survey Reports

March 2021

[March 3 - March 31]

Statistical Survey Reports

Survey on Public Assistance Recipients (December)

March 3, released by the Ministry of Health, Labour and Welfare

The number of welfare recipients in December was 2,050,391 and the number of households of welfare recipients was 1,638,124.

Indexes of Business Conditions January 2021 (Preliminary Release)

March 8, released by the Cabinet Office

The Coincident Index of Composite Index (CI, revised figures, 2015=100) in January was 91.7, an increase of 3.5 point. And 3 months backward moving average increased by 0.90 point, and 7 months backward moving average increased by 2.17 point. So the Assessment of Coincident Index was “Signaling a possible turning point” (In the previous month, “Halting to fall”).

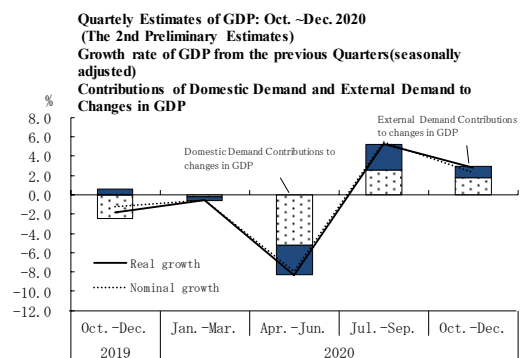
The Leading Index was 99.1, an increase of 1.4 point, and the Lagging Index was 91.9, an increase of 1.1 point.

National Accounts (The 2nd Preliminary Estimates Oct.-Dec.2020)

March 9, released by the Cabinet Office

Real GDP (Gross Domestic Product) growth rate (Seasonally Adjusted) at Oct.-Dec.2020 was 2.8% (11.7% on annual basis). Of real GDP growth rate, 1.8% was contributed by domestic demand and 1.1% by external demand.

Compensation of Employees (real) was 0.8% and compensation of Employees (nominal) was 0.4% (changes from the previous quarter (seasonally adjusted)).



Family Income and Expenditure Survey (January)

March 9, released by the Ministry of Internal Affairs and Communications

The average monthly income for a worker's households with 2 or more family members was down 2.5% in real terms from the previous year. The change over the year of wages & salaries was -2.2% in real terms from the previous year (household heads: -4.3% in real terms, spouse of household: 2.5% in real terms).

The average of consumption expenditures for a worker's household with 2 or more family members was down 4.1% in real terms from the previous year.

Monthly Labour Survey (Provisional Report in January)

March 9, released by the Ministry of Health, Labour and Welfare

Total amount of cash earnings decreased by 0.8% and contractual cash earnings decreased by 0.2% (full-time employees -0.5%, part-time employees -1.1%) from a year earlier.

Special cash earnings decreased by 12.7% from a year earlier. Scheduled cash earnings increased by 0.3% and non-scheduled cash earnings decreased by 6.6% from year earlier. Real wage (total cash earnings)

decreased by 0.1% from a year earlier and real wage (contractual cash earnings) increased by 0.4% from a year earlier.

Non-scheduled hours worked decreased by 2.2% from a year earlier.

Non-scheduled hours worked by manufacturing industry workers increased by 2.8% from the previous month (seasonally adjusted).

Indices of Industrial Production (Revised Report for January 2021)

March 16, released by the Ministry of Economy, Trade and Industry

The index of industrial production (seasonally adjusted, 2015=100) increased by 4.3% from the previous month.

Survey on Labor Economic Trend (February 2021)

March 17, released by the Ministry of Health, Labour and Welfare

By the judgment of employment surplus or shortage DI as of February 1, 2021, regarding the trend of the sense of employment surplus or shortage, in the total of industries surveyed, regular staff, etc. accounted for 27 and the DI shows shortage for 39 consecutive terms. And, that of part-time workers accounted for 19 and the DI shows shortage for 46 consecutive terms.

Consumer Price Index Japan (February)

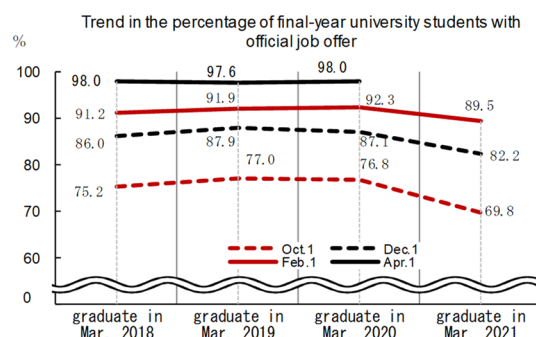
March 19, released by the Ministry of Internal Affairs and Communications

The consumer price index for Japan in February 2021 was 101.6(2015=100), down 0.4% over the year. All items, less fresh food, the comprehensive index was 101.5, down 0.4% from the previous year. All items, less fresh food and energy, the comprehensive index was 102.0, up 0.2% from the previous year.

Survey on Situation of Preliminary Job Offers for New Graduate in Mar.2021 (University, etc.) (February 1, 2021)

March 19, released by the Ministry of Health, Labour and Welfare and the Ministry of Education, Culture, Sports, Science and Technology

The ratio of final-year university students who got an official job offer to applicants was 89.5%, decreased by 2.8 point from the same period a year earlier.



Survey on Situation of Preliminary Job Offers for New Senior High School Graduates (End of January, 2021)

March 19, released by the Ministry of Education, Culture, Sports, Science and Technology

The ratio of final-year senior high school students with preliminary job offers at the end of January, 2021, was 93.4%, an increase of 1.4 point from the previous year.

Indexes of Business Conditions January 2021(Revision of the Preliminary Release)

March 22, released by the Cabinet Office

The Coincident Index of Composite Index (CI, revised figures, 2015=100) in January was 90.3, an increase of 2.9 point. And 3 months backward moving average increased by 0.07 point, and 7 months backward moving average increased by 1.93 point. So the Assessment of Coincident Index was “Signaling a possible turning point” (In the previous month, “Halting to fall”)

The Leading Index was 98.5, an increase of 0.8 point, and the Lagging Index was 91.4, an increase of 0.9 point.

Survey on Supply and Demand of Construction Labor

March 25, released by the Ministry of Land, Infrastructure, Transport and Tourism

Consumer Price Index Ku-area of Tokyo (March) (preliminary)

March 26, released by the Ministry of Internal Affairs and Communications

The consumer price index for Ku-area of Tokyo in March 2021 (preliminary) was 101.6 (2015=100), down 0.2% from the previous year. All items, less fresh food, the comprehensive index was 101.6, down 0.1% from the previous year. All items, less fresh food and energy, the comprehensive index was 102.4, up 0.3% from the previous year.

Labour Force Survey (February)

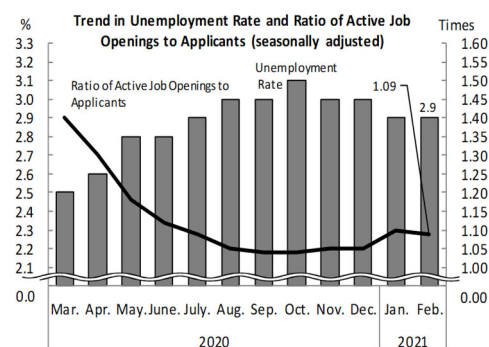
March 30, released by the Ministry of Internal Affairs and Communications

The unemployment rate (seasonally adjusted) was 2.9%, unchanged from the previous month. That for men was 3.1%, decreased by 0.1 point from the previous month and that for women was 2.8%, increased by 0.2 point from the previous month.

The number of unemployed persons (seasonally adjusted) was 2.03 million, unchanged from the previous month.

The number of employees was 59.83 million, decreased by 430 thousand from the previous year.

Among them, the number of regular employee was 35.56 million, increased by 260 thousand from the previous year and the number of non-regular employee was 20.52 million, decreased by 1.07 million from the previous year.



Employment Referrals for General Workers (February)

March 30, released by the Ministry of Health, Labour and Welfare

Active job openings-to-applicants ratio (seasonally adjusted) was 1.09, decreased by 0.01 point from the previous month.

The number of monthly active job openings (person(s)) (seasonally adjusted) was decreased by 1.5% from the previous month and the number of monthly active applications (person(s)) (seasonally adjusted) was decreased by 0.3% from the previous month.

New job openings-to-applicants ratio (seasonally adjusted) was 1.88, decreased by 0.15 point from the previous month.

Active job openings-to-applicants ratio for regular staff (seasonally adjusted) was 0.82, increased by 0.03 point from the previous month.

Indices of Industrial Production (Preliminary Report for February 2021)

March 31, released by the Ministry of Economy, Trade and Industry

The index of industrial production (seasonally adjusted, 2015=100) decreased by 2.1% from the previous month. According to the Survey of Production Forecast in Manufacturing, Production is expected to decrease in March and increase in April.

Report on Worker Dispatching Business (June 1, 2020)

March 31 released by the Ministry of Health, Labour and Welfare

The number of dispatched workers was about 1.56 million (a decrease of 0.2% from the report in the previous year).

Report on Worker Dispatching Business (FY2020)

March 31 released by the Ministry of Health, Labour and Welfare

The number of dispatched workers was about 1.84 million (an increase of 9.1% from the report in the previous year).

Basic Survey on Wage Structure (2020)

March 31, released by the Ministry of Health, Labour and Welfare

The average scheduled cash earning for general employees was 307,700yen (an increase of 0.6% from the previous year), that for men was 338,800yen (an increase of 0.8% from the previous year) and that for women was 251,900yen (an increase of 0.8% from the previous year).

Hourly wages of part-time employees was 1,414yen (an increase of 8.4% from the previous year), that for men was 1,658yen (an increase of 2.9% from the previous year), that for women was 1,323yen (an increase of 11.7% from the previous year).

Other Reports

Monthly Economic Report (March)

March 23, released by the Cabinet Office

The Japanese economy shows weakness in some components although it remains in picking up in a severe situation due to the Novel Coronavirus. (The same as the previous month)

- * Private consumption has been in a weak tone recently. (The same as the previous month.)
- * Business investment is showing movements of picking up recently. (The same as the previous month.)
- * Exports are increasing at a slower pace recently. (In the previous month, “Exports are increasing.”)
- * Industrial production is picking up. (The same as the previous month.)
- * Corporate profits are picking up as a whole, while weakness is seen in non-manufacturers due to the influence of the infectious disease. Firms' judgments on current business conditions show movements of picking up, although some severe aspects remain. (In the previous month, “Firms' judgments on current business conditions show cautiousness recently, mainly among non-manufacturers.”)
- * Employment situation shows steady movements in some components such as the number of employees, while weakness remains, due to the influence of the infectious disease. (The same as the previous month.)
- * Consumer prices are flat. (The same as the previous month)

**We have also compiled the "Main Labor Economics Indicators", which summarizes indexes relating to the labour economy. Please go to
“<https://www.jil.go.jp/english/estatis/esaikin/esaikin.htm>”
EDITED BY Research and Statistical Information Analysis Department, The Japan Institute for Labour Policy and Training**