



Recent Statistical Survey Reports

November 2018

[November 1 - November 30]

Statistical Survey Reports

Family Income and Expenditure Survey (September)

November 6, released by the Ministry of Internal Affairs and Communications

The average monthly income for a worker's households with 2 or more family members was down 1.5% in real terms from the previous year. The change over the year of wages & salaries was -0.9% in real terms from the previous year (household heads: -2.4% in real terms, spouse of household: 13.4% in real terms).

The average of consumption expenditures for a worker's household with 2 or more family members was up 0.1% in real terms from the previous year.

Revised forms of account books have been introduced to half of the sample households on January 2018, therefore results including "Change over the year" and "Contribution" in data tables might have gaps from the figures by the previous survey schedules.

To resolve this discontinuity, "discontinuity-adjusted figures" are calculated by "Inverse-Probability-Weighting" using "propensity score", for valid comparison with results of previous years.

Labor Force Survey: Detailed Tabulation (Jul.-Sep. 2018)

November 6, released by the Ministry of Internal Affairs and Communications

Of the total 56.18 million employee (excl. executive of company or corporation) (average, in the Jul. - Sep. 2018), the number of the regular employees increased by 650 thousand from the previous year to 35.00 million and the number of non-regular employees was 21.18 million, increased by 680 thousand from the previous year.

Monthly Labour Survey (Provisional Report in September)

November 7, released by the Ministry of Health, Labour and Welfare

Total amount of cash earnings increased by 1.1% and contractual cash earnings increased by 0.8% (full-time employees 0.9%, part-time employees -0.6%) from a year earlier.

Special cash earnings increased by 13.3% from a year earlier. Scheduled cash earnings increased by 0.8% and non-scheduled cash earnings increased by 0.4% from year earlier. Real wage (total cash earnings) decreased by 0.4% from a year earlier and real wage (contractual cash earnings) decreased by 0.6% from a year earlier.

Non-scheduled hours worked by manufacturing industry workers at business establishments with 5 or more employees increased by 0.2% from the previous month (seasonally adjusted).

The average amount of summer bonus in 2018 was 383,879 yen, an increase of 4.7% from the previous year.

Indexes of Business Conditions September 2018 (Preliminary Release)

November 7, released by the Cabinet Office

The Coincident Index of Composite Index (CI, revised figures, 2010=100) in September was 114.6, a decrease of 2.1 point. And 3 months backward moving average decreased by for 0.77point, and 7 months backward moving average decreased for 0.17point. So the Assessment of Coincident Index was "Weakening" (In the previous month, "Improving").

The Leading Index was 103.9, a decrease of 0.6 point, and the Lagging Index was 119.8, an increase of 1.4 point.

Survey on Public Assistance Recipients (August)

November 7, released by the Ministry of Health, Labour and Welfare

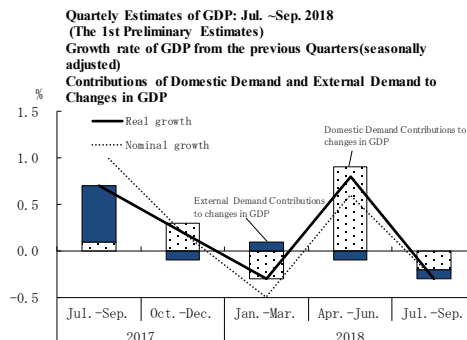
The number of welfare recipients in August was 2,098,594 and the number of households of welfare recipients was 1,638,599.

National Accounts (The 1st Preliminary Estimates Jul.-Sep.2018)

November 14, released by the Cabinet Office

Real GDP (Gross Domestic Product) growth rate (Seasonally Adjusted) at Jul.-Sep.2018 was -0.3% (-1.2% on annual basis). Of real GDP growth rate, -0.2% was contributed by domestic demand and -0.1% by external demand.

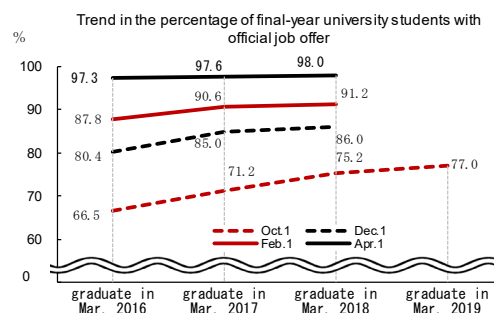
Compensation of Employees (real) was -0.5% and compensation of Employees (nominal) was 0.1% (changes from the previous quarter (seasonally adjusted)).



Survey on Situation of Preliminary Job Offers for New Graduate in Mar.2019 (University, etc.) (October 1, 2018)

November 16, released by the Ministry of Health, Labour and Welfare and the Ministry of Education, Culture, Sports, Science and Technology

The ratio of final-year university students who got an official job offer to applicants was 77.0%, increased by 1.8 point from the same period a year earlier.



Report on Employment Situations of Elderly Persons (2018)

November 16, released by the Ministry of Health, Labour and Welfare

Consumer Price Index Japan (October)

November 22, released by the Ministry of Internal Affairs and Communications

The consumer price index for Japan in October 2018 was 102.0(2015=100), up 1.4% over the year. All items, less fresh food, the comprehensive index was 101.6, up 1.0% from the previous year. All items, less fresh food and energy, the comprehensive index was 101.4, up 0.4% from the previous year.

Monthly Labour Survey (Final Report in September)

November 22, released by the Ministry of Health, Labour and Welfare

Total amount of cash earnings increased by 0.8% and contractual cash earnings increased by 0.7% (full-time employees 1.0%, part-time employees 0.6%) from a year earlier.

Special cash earnings increased by 8.3% from a year earlier. Scheduled cash earnings increased by 0.7% and non-scheduled cash earnings increased by 0.2%. Real wage (total cash earnings) decreased by 0.6% from a year earlier and real wage (contractual cash earnings) decreased by 0.7% from a year earlier.

Non-scheduled hours worked by manufacturing industry workers at business establishments with 5 or more employees increased by 0.9% from the previous month (seasonally adjusted).

Indexes of Business Conditions September 2018 (Revision of the Preliminary Release)

November 26, released by the Cabinet Office

The Coincident Index of Composite Index (CI, revised figures, 2010=100) in September was 114.4, a decrease of 1.2 point. And 3 months backward moving average decreased for 0.50 point, and 7 months backward moving average decreased for 0.08 point. So the Assessment of Coincident Index was “Weakening” (In the previous month, “Improving”)

The Leading Index was 104.3, decreased by 0.2 point, and the Lagging Index was 118.2, a decrease of 0.8 point.

Survey on Supply and Demand of Construction Labor

November 26, released by the Ministry of Land, Infrastructure, Transport and Tourism

Survey on Wage Increase (2018)

November 27, released by the Ministry of Health, Labour and Welfare

The percentage of companies that increased or will increase the average wage per person in 2018 was higher than the previous year at 89.7% (87.8% in the previous year).

The amount of revision in the average wage per capita in 2018 was 5,675 yen (5,627 yen in the previous year) and the revision rate was 2.0% (2.0% in the previous year).

Basic Survey on Wage Structure (Starting Salary) (2018)

November 28, released by the Ministry of Health, Labour and Welfare

The amount of starting salary for graduates of universities was 206,700 yen, increased by 0.3% from the previous year and that for graduates of senior high schools was 165,100 yen, increased by 1.9% from the previous year. That for man was 210,100 yen, increased by 1.1% from the previous year and that for woman was 202,600 yen, decreased 0.7% from the previous year that for graduates of universities. And that for man was 166,600 yen, increased by 1.5% from the previous year and that for woman was 162,300 yen, increased 2.5% from the previous year that for graduates of senior high schools.

The 6th Longitudinal Survey of Adults in the 21st Century (2012 Cohort)

November 28, released by the Ministry of Health, Labour and Welfare

The 13th Longitudinal Survey of Middle and Elderly Persons

November 28, released by the Ministry of Health, Labour and Welfare

Labour Force Survey (October)

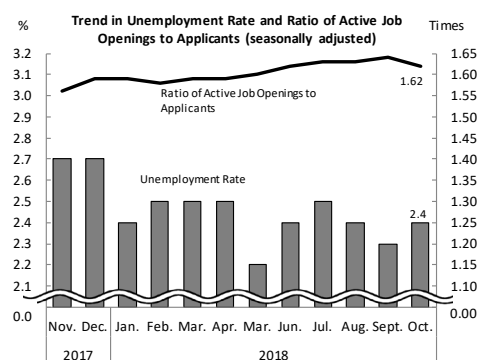
November 30, released by the Ministry of Internal Affairs and Communications

The unemployment rate (seasonally adjusted) was 2.4%, increased by 0.1 point from the previous month. That for men was 2.7%, increased by 0.3 point and that for women was 2.2%, decreased by 0.1 point from the previous month.

The number of unemployed persons (seasonally adjusted) was 1.68million, increased by 80 thousand from the previous month.

The number of employees was 59.96 million, increased by 1.19 million from the previous year.

Among them, the number of regular employee was 35.22 million, increased by 370 thousand from the previous year and the number of non-regular employee was 21.56 million, increased by 1.15 million from the previous year.



Employment Referrals for General Workers (October)

November 30, released by the Ministry of Health, Labour and Welfare

Active job openings-to-applicants ratio (seasonally adjusted) was 1.62, decreased by 0.02point from the previous month.

The number of monthly active job openings (person(s)) (seasonally adjusted) was decreased by 0.5% from the previous month and the number of monthly active applications (person(s)) (seasonally adjusted) was increased by 0.6% from the previous month.

New job openings-to-applicants ratio (seasonally adjusted) was 2.40, decreased by 0.10 point from the previous month.

Active job openings-to-applicants ratio for regular staff (seasonally adjusted) was 1.13, decreased by 0.01point from the previous month.

Indices of Industrial Production (October)

November 30, released by the Ministry of Economy, Trade and Industry

The index of industrial production (seasonally adjusted, 2015=100) increased by 2.9% from the previous month. According to the Survey of Production Forecast in Manufacturing, Production is expected to increase in November and December.

Consumer Price Index Ku-area of Tokyo (November) (preliminary)

November 30, released by the Ministry of Internal Affairs and Communications

The consumer price index for Ku-area of Tokyo in November 2018(preliminary) was 101.4(2015=100), up 0.8% from the previous year. All items, less fresh food, the comprehensive index was 101.3, up 1.0% from the previous year. All items, less fresh food and energy, the comprehensive index was 101.5, up 0.6% from the previous year.

Other Reports

Monthly Economic Report (November)

November 22, released by the Cabinet Office

The Japanese economy is recovering at a moderate pace. (The same as the previous month)

- * Private consumption is in picking up. (The same as the previous month)
- * Business investment is increasing. (The same as the previous month)
- * Exports are almost flat. (The same as the previous month)
- * Industrial production is increasing moderately. (The same as the previous month)
- * Corporate profits is improving. Firms' judgment on current business conditions is almost flat. (The same as the previous month)
- * The employment situation is improving steadily. (The same as the previous month)
- * Consumer prices are rising at a slower tempo recently. (The same as the previous month)

**We have also compiled the "Main Labor Economics Indicators", which summarizes indexes relating to the labour economy. Please go to
“<https://www.jil.go.jp/english/estatis/esaikin/esaikin.html>”
EDITED BY Research and Statistical Information Analysis Department, The Japan Institute for Labour Policy and Training**