



Recent Statistical Survey Reports

December 2017

[December 2 - December 31]

Statistical Survey Reports

Public Opinion Poll on Human Rights Promotion and Protection

December 2, released by the Cabinet Office

Survey on Public Assistance Recipients (September)

December 6, released by the Ministry of Health, Labour and Welfare

The number of welfare recipients in September was 2,125,803 and the number of households of welfare recipients was 1,642,273.

Indexes of Business Conditions October 2017 (Preliminary Release)

December 7, released by the Cabinet Office

The Coincident Index of Composite Index (CI, revised figures, 2010=100) in October was 116.5, an increase of 0.3 point. And 3 months backward moving average increased by for 0.24point, and 7 months backward moving average increased for 0.30point. So the Assessment of Coincident Index was “Improving” (The same as the previous month)

The Leading Index was 106.1, a decrease of 0.4 point, and the Lagging Index was 118.4, an increase of 1.1 point.

Monthly Labour Survey (Provisional Report in October)

December 8, released by the Ministry of Health, Labour and Welfare

Total amount of cash earnings increased by 0.6% and contractual cash earnings increased by 0.7% (full-time employees 0.4%, part-time employees 0.4%) from a year earlier.

Special cash earnings decreased by 0.5% from a year earlier. Scheduled cash earnings increased by 0.7% and non-scheduled cash earnings increased by 0.2%. Real wage (total cash earnings) increased by 0.2% from a year earlier and real wage (contractual cash earnings) increased by 0.4% from a year earlier.

Non-scheduled hours worked by manufacturing industry workers at business establishments with 5 or more employees increased by 0.9% from the previous month (seasonally adjusted).

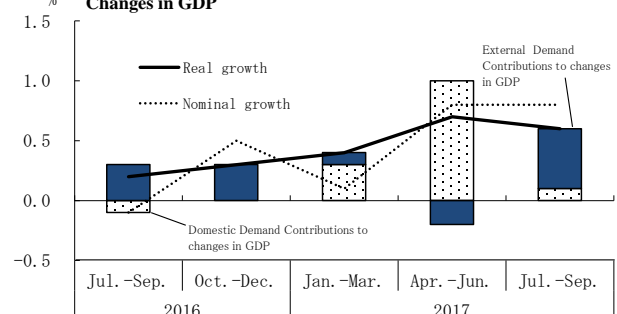
National Accounts (The 2nd Preliminary Estimates Jul.-Sep. 2017)

December 8, released by the Cabinet Office

Real GDP (Gross Domestic Product) growth rate (Seasonally Adjusted) at Jul.-Sep.2017 was 0.6% (2.5% on annual basis). Of real GDP growth rate, 0.1% was contributed by domestic demand and 0.5% by external demand.

Compensation of Employees (real) was 0.7% and compensation of Employees (nominal) was 0.7% (changes from the previous quarter (seasonally adjusted)).

Quarterly Estimates of GDP: Jul. ~Sep. 2017 (The 2nd Preliminary Estimates)
Growth rate of GDP from the previous Quarters (seasonally adjusted)
Contributions of Domestic Demand and External Demand to Changes in GDP



Report on Employment Situations of Persons with Disabilities (2017)

December 12, released by the Ministry of Health, Labour and Welfare

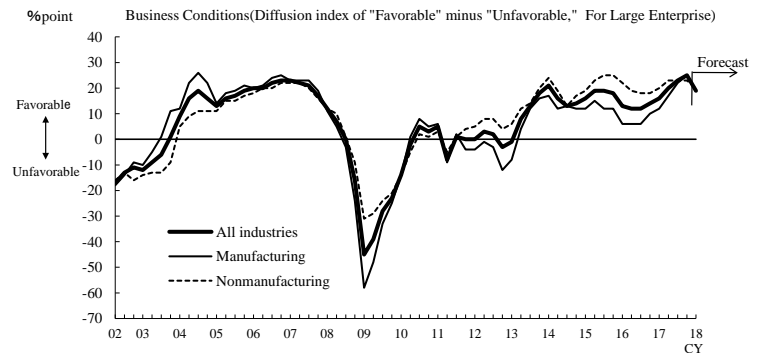
The number of persons with disabilities employed by private enterprises (the statutory employment rate is 2.0%) was 495,795.0 and the real employment rate was 1.97%. The ratio of enterprises that achieved the statutory employment rate was 50.0%.

TANKAN (Short-Term Economic Survey of Enterprises) (December)

December 15, released by the Bank of Japan

The Diffusion Index (DI) (“Favorable”-“Unfavorable”) for business conditions in large enterprises of all industries was 25%point (23 in the previous quarter and forecast 19 in the coming quarter), the manufacturing was 25%point and the non-manufacturing was 23%point.

The Diffusion Index (DI) (“Excessive”-“Insufficient”) for employment conditions in large enterprises of all industries was -19% point (-18 in the previous quarter and forecast -20 in the coming quarter), the manufacturing was -13%point and the non-manufacturing was -25%point.



Survey on Situation of Preliminary Job Offers for New Senior High School Graduates (End of October, 2017)

December 15, released by the Ministry of Education, Culture, Sports, Science and Technology

The ratio of final-year senior high school students with preliminary job offers at the end of October, 2017, was 77.2%, an increase of 2.3 point from the previous year.

Monthly Labour Survey Special Survey (2017)

December 20, released by the Ministry of Health, Labour and Welfare

The average payment for one employee of contractual cash earnings (for business establishments with 1-4 regular employees) in July 2017 was 196,363 yen, an increase of 0.3 % from a year earlier.

That of special cash earnings was 227,457 yen, an increase of 0.1 % from a year earlier.

Survey on Employment Trends in the First Half of 2017

December 20, released by the Ministry of Health, Labour and Welfare

The hiring rate was 9.6% and the separation rate was 8.5%.

Survey on Labor Economic Trend (November 2017)

December 20, released by the Ministry of Health, Labour and Welfare

By the judgment of employment surplus or shortage DI as of November 1, 2017, regarding the trend of the sense of employment surplus or shortage, in the total of industries surveyed, regular staff, etc. accounted for 38 and the DI shows shortage for 26 consecutive terms. And, that of part-time workers accounted for 33 and the DI shows shortage for 33 consecutive terms.

Monthly Labour Survey (Final Report in October)

December 22, released by the Ministry of Health, Labour and Welfare

Total amount of cash earnings increased by 0.2% and contractual cash earnings increased by 0.3% (full-time employees 0.2%, part-time employees 0.7%) from a year earlier.

Special cash earnings increased by 0.2% from a year earlier. Scheduled cash earnings increased by 0.3% and non-scheduled cash earnings decreased by 0.1%. Real wage (total cash earnings) decreased by 0.1% and real wage (contractual cash earnings) unchanged.

Non-scheduled hours worked by manufacturing industry workers at business establishments with 5 or more employees increased by 0.9% from the previous month (seasonally adjusted).

2016 Survey on Time Use and Leisure Activities (Results on Time Use by Detailed Activity Coding) December 22, released by the Ministry of Internal Affairs and Communications

Indexes of Business Conditions October 2017 (Revision of the Preliminary Release)

December 25, released by the Cabinet Office

The Coincident Index of Composite Index (CI, revised figures, 2010=100) in October was 116.4, an increase of 0.2 point. And 3 months backward moving average increased for 0.20 point, and 7 months backward moving average increased for 0.29 point. So the Assessment of Coincident Index was “Improving” (The same as the previous month)

The Leading Index was 106.5, unchanged, and the Lagging Index was 118.5, an increase of 1.3 point.

Survey on Supply and Demand of Construction Labor

December 25, released by the Ministry of Land, Infrastructure, Transport and Tourism

Basic Survey on Labour Unions (2017)

December 25, released by the Ministry of Health, Labour and Welfare

The number of labour union members as of June 30, 2017 was 9.981 million, increased by 41 thousand (0.4%) from the previous year.

The estimated unionization rate was 17.1%, decreased by 0.2 point from the previous year.

The number of labour union members of women was 3.268million, increased by 76 thousand (2.4%) from the previous year.

The number of labour union members of part-time workers was 1.208 million, increased by 77 thousand (6.8%) from the previous year.

Family Income and Expenditure Survey (November)

December 26, released by the Ministry of Internal Affairs and Communications

The average monthly income for a worker’s household with 2 or more family members was increased by 1.8% in real terms from the same month a year before.

The change over the year of wages & salaries was 1.9% in real terms from the previous year (household heads: 1.3% in real terms, spouse of household: 5.6% in real terms).

The average of consumption expenditures for a worker’s household with 2 or more family members was up 1.7% in real terms from the previous year.

Labour Force Survey (November)

December 26, released by the Ministry of Internal Affairs and Communications

The unemployment rate (seasonally adjusted) was 2.7%, decreased by 0.1% from the previous month. That for men was 2.9%, unchanged and that for women was 2.5%, decreased by 0.1 point from the previous month.

The number of unemployed persons (seasonally adjusted) was 1.85million, decreased by 20 thousand from the previous month.

The number of employees was 58.65 million, increased by 860 thousand from the previous year.

Among them, the number of regular employee was 34.56 million, increased by 880 thousand from the previous year and the number of non-regular employee was 20.61 million, increased by 200 thousand from the previous year.

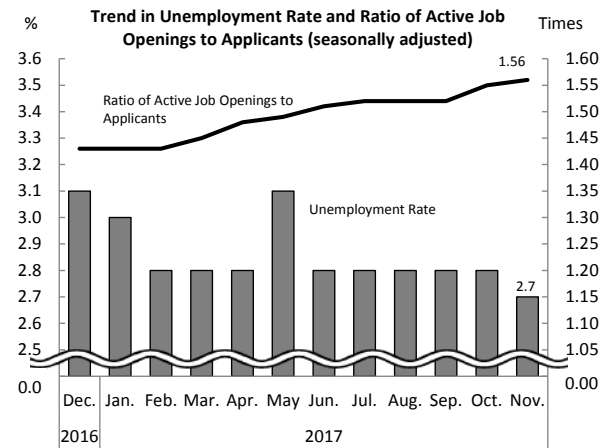
Employment Referrals for General Workers (November) December 26, released by the Ministry of Health, Labour and Welfare

Active job openings-to-applicants ratio (seasonally adjusted) was 1.56, increased by 0.01 point from the previous month.

The number of monthly active job openings (person(s)) (seasonally adjusted) was increased by 0.6% from the previous month and the number of monthly active applications (person(s)) (seasonally adjusted) was decreased by 0.3% from the previous month.

New job openings-to-applicants ratio (seasonally adjusted) was 2.37, increased by 0.01point from the previous month.

Active job openings-to-applicants ratio for regular staff (seasonally adjusted) was 1.05, increased by 0.02point from the previous month.



Consumer Price Index (November)

December 26, released by the Ministry of Internal Affairs and Communications

The consumer price index for Japan in November 2017 was 100.9(2015=100), up 0.6% over the year. All items, less fresh food, the comprehensive index was 100.7, up 0.9% from the previous year. All items, less fresh food and energy, the comprehensive index was 101.0, up 0.3% from the previous year.

The consumer price index for Ku-area of Tokyo in December 2017(preliminary) was 100.8(2015=100), up 1.0% from the previous year. All items, less fresh food, the comprehensive index was 100.3, up 0.8% from the previous year. All items, less fresh food and energy, the comprehensive index was 100.8, up 0.4% from the previous year.

General Survey on Working Conditions 2017

December 27, released by the Ministry of Health, Labour and Welfare

“The number of days of paid annual leave granted” was 18.2 days, “the number of days of paid annual leave acquired” was 9.0 days and “the acquisition rate” was 49.4%.

Indices of Industrial Production (November)

December 28, released by the Ministry of Economy, Trade and Industry

The index of industrial production (seasonally adjusted, 2010=100) increased by 0.6% from the previous month. According to the Survey of Production Forecast in Manufacturing, Production is expected to increase in December and decrease in January.

Other Reports

Monthly Economic Report (December)

December 21, released by the Cabinet Office

The Japanese economy is on a moderate recovery. (The same as the previous month)

- * Private consumption is picking up moderately. (The same as the previous month)
- * Business investment is increasing moderately. (In the previous month, “Business investment is picking up.”)
- * Exports are picking up. (The same as the previous month)
- * Industrial production is increasing moderately. (In the previous month, “Industrial production is picking up.”)
- * Corporate profits is improving. Firms' judgment on current business conditions is improving. (The same as the previous month)
- * The employment situation is improving. (The same as the previous month)
- * Consumer prices are flat. (The same as the previous month)

We have also compiled the "**Main Labor Economics Indicators**", which summarizes indexes relating to the labour economy. Please go to "<https://www.jil.go.jp/english/estatis/esaikin/esaikin.html>"

EDITED BY Research and Statistical Information Analysis Department, The Japan Institute for Labour Policy and Training