



# Recent Statistical Survey Reports

---

---

November 2017

[November 1 - December 1]

## Statistical Survey Reports

### Survey on Public Assistance Recipients (August)

**November 1, released by the Ministry of Health, Labour and Welfare**

The number of welfare recipients in August was 2,127,203 and the number of households of welfare recipients was 1,642,238.

### Monthly Labour Survey (Provisional Report in September)

**November 7, released by the Ministry of Health, Labour and Welfare**

Total amount of cash earnings increased by 0.9% and contractual cash earnings increased by 0.7% (full-time employees 0.2%, part-time employees 0.9%) from a year earlier.

Special cash earnings increased by 11.6% from a year earlier. Scheduled cash earnings increased by 0.7% and non-scheduled cash earnings increased by 0.9%. Real wage (total cash earnings) decreased by 0.1% from a year earlier and real wage (contractual cash earnings) decreased by 0.3% from a year earlier.

Non-scheduled hours worked by manufacturing industry workers at business establishments with 5 or more employees increased by 0.6% from the previous month (seasonally adjusted).

The average amount of summer bonus in 2017 was 366,502 yen, an increase of 0.4% from the previous year.

### Labor Force Survey: Detailed Tabulation (Jul.-Sep. 2017)

**November 7, released by the Ministry of Internal Affairs and Communications**

Of the total 54.86 million employee (excl. executive of company or corporation) (average, in the Jul. - Sep. 2017), the number of the regular employees increased by 640 thousand from the previous year to 34.35 million and the number of non-regular employees was 20.50 million, increased by 170 thousand from the previous year.

Of the total 1.90 million unemployed persons, the number of persons who had been unemployed for 1 year or more was 680 thousand, a decrease of 80 thousand from the previous year.

### Indexes of Business Conditions September 2017 (Preliminary Release)

**November 8, released by the Cabinet Office**

The Coincident Index of Composite Index (CI, revised figures, 2010=100) in September was 115.8, a decrease of 1.9 point. And 3 months backward moving average decreased by for 0.33point, and 7 months backward moving average increased for 0.12point. So the Assessment of Coincident Index was "Improving" (The same as the previous month)

The Leading Index was 106.6, a decrease of 0.6 point, and the Lagging Index was 116.8, an increase of 0.6 point.

### Survey on Economic Conditions in Health Care (Survey on Health Care Facilities) 2017

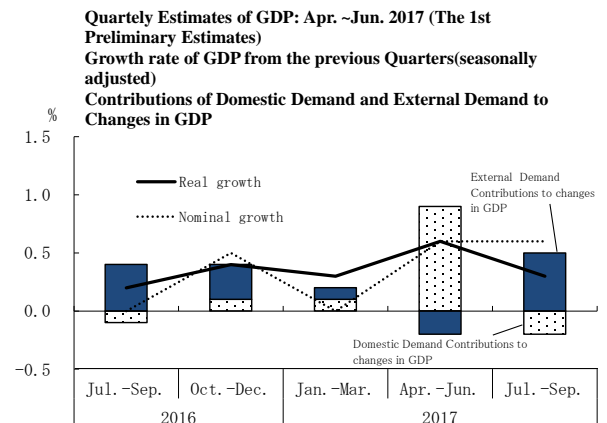
**November 8, released by the Ministry of Health, Labour and Welfare**

## National Accounts (The 1st Preliminary Estimates Jul.-Sep.2017)

November 15, released by the Cabinet Office

Real GDP (Gross Domestic Product) growth rate (Seasonally Adjusted) at Jul.-Sep.2017 was 0.3% (1.4% on annual basis). Of real GDP growth rate, -0.2% was contributed by domestic demand and 0.5% by external demand.

Compensation of Employees (real) was 0.5% and compensation of Employees (nominal) was 0.6% (changes from the previous quarter (seasonally adjusted)).



## Basic Survey on Wage Structure (Starting Salary) (2017)

November 15, released by the Ministry of Health, Labour and Welfare

The amount of starting salary for graduates of universities was 206,100 yen, increased by 1.3% from the previous year and that for graduates of senior high schools of senior high schools was 162,100 yen, increased by 0.5% from the previous year. That for man was 207,800 yen, increased by 0.9% from the previous year and that for woman was 204,100 yen, increased 2.1% from the previous year that for graduates of universities. And that for man was 164,200 yen, increased by 0.4% from the previous year and that for woman was 158,400 yen, increased 0.8% from the previous year that for graduates of senior high schools.

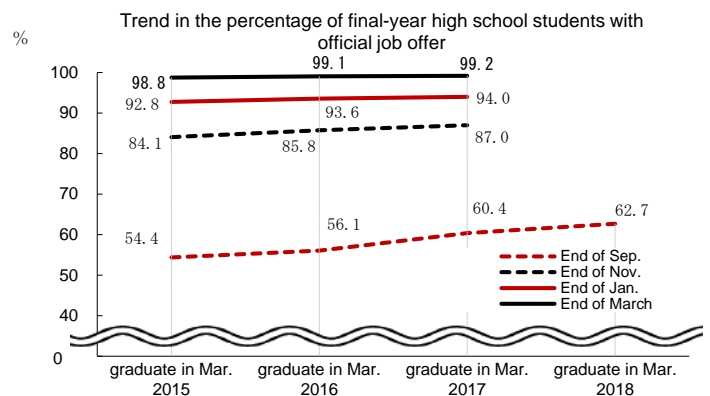
## Survey on Situation of Preliminary Job Offers for New Graduate (Senior and Junior High School) (End of September, 2017)

November 17, released by the Ministry of Health, Labour and Welfare

The ratio of final-year senior high school students with preliminary job offers was 62.7%, an increase of 2.3 point from the same period of the previous year.

The ratio of job openings to applicants for final-year senior high school students was 2.36, 0.32 point higher than the same period of the previous year.

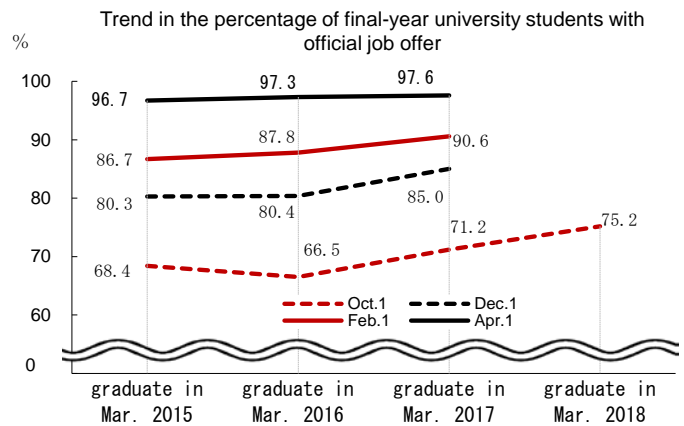
The ratio of job openings to applicants for final-year junior high school students was 1.14, 0.09 point higher than the same period of the previous year.



## Survey on Situation of Preliminary Job Offers for New Graduate in Mar.2018 (University, etc.) (October 1, 2017)

November 17, released by the Ministry of Health, Labour and Welfare and the Ministry of Education, Culture, Sports, Science and Technology

The ratio of final-year university students who got an official job offer to applicants was 75.2%, increased by 4.0 point from the same period a year earlier.



## Longitudinal Survey of Adults in the 21st Century (2012 Cohort) 2016

November 21, released by the Ministry of Health, Labour and Welfare

## Monthly Labour Survey (Final Report in September)

November 22, released by the Ministry of Health, Labour and Welfare

Total amount of cash earnings increased by 0.9% and contractual cash earnings increased by 0.7% (full-time employees 0.5%, part-time employees 1.1%) from a year earlier.

Special cash earnings increased by 10.6% from a year earlier. Scheduled cash earnings increased by 0.7% and non-scheduled cash earnings increased by 1.2%. Real wage (total cash earnings) decreased by 0.1% and real wage (contractual cash earnings) decreased by 0.3%.

Non-scheduled hours worked by manufacturing industry workers at business establishments with 5 or more employees increased by 1.2% from the previous month (seasonally adjusted).

## Indexes of Business Conditions September 2017 (Revision of the Preliminary Release)

November 24, released by the Cabinet Office

The Coincident Index of Composite Index (CI, revised figures, 2010=100) in September was 116.2, a decrease of 1.5 point. And 3 months backward moving average decreased for 0.20 point, and 7 months backward moving average increased for 0.18 point. So the Assessment of Coincident Index was "Improving" (The same as the previous month)

The Leading Index was 106.4, a decrease of 0.8 point, and the Lagging Index was 117.2, an increase of 1.0 point.

## Public Opinion Survey on Science and Technology

November 25, released by the Cabinet Office

## Survey on Supply and Demand of Construction Labor

November 27, released by the Ministry of Land, Infrastructure, Transport and Tourism

## The 12th Longitudinal Survey of Middle and Elderly Persons

November 28, released by the Ministry of Health, Labour and Welfare

## Survey on Wage Increase (2017)

November 29, released by the Ministry of Health, Labour and Welfare

The percentage of companies that increased or will increase the average wage per person in 2017 was higher than the previous year at 87.8% (86.7% in the previous year).

The amount of revision in the average wage per capita in 2017 was 5,627 yen (5,176 yen in the previous year) and the revision rate was 2.0% (1.9% in the previous year).

## Indices of Industrial Production (October)

**November 30, released by the Ministry of Economy, Trade and Industry**

The index of industrial production (seasonally adjusted, 2010=100) increased by 0.5% from the previous month.

According to the Survey of Production Forecast in Manufacturing, Production is expected to increase in November and December.

## Family Income and Expenditure Survey (October)

**December 1, released by the Ministry of Internal Affairs and Communications**

The average monthly income for a worker's household with 2 or more family members was increased by 2.9% in real terms from the same month a year before.

The change over the year of wages & salaries was 2.5% in real terms from the previous year (household heads: 2.6% in real terms, spouse of household: 1.3% in real terms).

The average of consumption expenditures for a worker's household with 2 or more family members was up 2.3% in real terms from the previous year.

## Consumer Price Index (October)

**December 1, released by the Ministry of Internal Affairs and Communications**

The consumer price index for Japan in October 2017 was 100.6(2015=100), up 0.2% over the year. All items, less fresh food, the comprehensive index was 100.6, up 0.8% from the previous year. All items, less fresh food and energy, the comprehensive index was 101.0, up 0.2% from the previous year.

The consumer price index for Ku-area of Tokyo in November 2017 (preliminary) was 100.6(2015=100), up 0.3% from the previous year. All items, less fresh food, the comprehensive index was 100.3, up 0.6% from the previous year. All items, less fresh food and energy, the comprehensive index was 100.8, up 0.2% from the previous year.

## Labour Force Survey (October)

**December 1, released by the Ministry of Internal Affairs and Communications**

The unemployment rate (seasonally adjusted) was 2.8%, unchanged from the previous month. That for men was 2.9%, unchanged and that for women was 2.6%, decreased by 0.1 point from the previous month.

The number of unemployed persons (seasonally adjusted) was 1.87 million, decreased by 10 thousand from the previous month.

The number of employees was 58.77 million, increased by 620 thousand from the previous year.

Among them, the number of regular employee was 34.85 million, increased by 680 thousand from the previous year and the number of non-regular employee was 20.41 million, increased by 50 thousand from the previous year.

## Employment Referrals for General Workers (October)

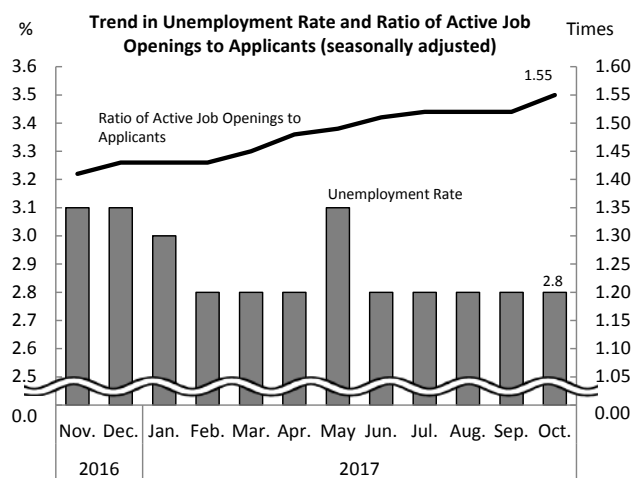
**December 1, released by the Ministry of Health,  
Labour and Welfare**

Active job openings-to-applicants ratio (seasonally adjusted) was 1.55, increased by 0.03 point from the previous month.

The number of monthly active job openings (person(s)) (seasonally adjusted) was increased by 1.0% from the previous month and the number of monthly active applications (person(s)) (seasonally adjusted) was decreased by 0.5% from the previous month.

New job openings-to-applicants ratio (seasonally adjusted) was 2.36, increased by 0.10 point from the previous month.

Active job openings-to-applicants ratio for regular staff (seasonally adjusted) was 1.03, increased by 0.01 point from the previous month.



## Other Reports

### Monthly Economic Report (November)

November 28, released by the Cabinet Office

The Japanese economy is on a moderate recovery. (The same as the previous month)

- \* Private consumption is picking up moderately. (The same as the previous month)
- \* Business investment is picking up. (The same as the previous month)
- \* Exports are picking up. (The same as the previous month)
- \* Industrial production is picking up. (The same as the previous month)
- \* Corporate profits is improving. Firms' judgment on current business conditions is improving. (The same as the previous month)
- \* The employment situation is improving. (The same as the previous month)
- \* Consumer prices are flat. (The same as the previous month)

We have also compiled the "**Main Labor Economics Indicators**", which summarizes indexes relating to the labour economy. Please go to "<https://www.jil.go.jp/english/estatis/esaikin/esaikin.html>"

**EDITED BY Research and Statistical Information Analysis Department, The Japan Institute for Labour Policy and Training**