



Recent Statistical Survey Reports

January 2017

[January 1 - January 31]

Statistical Survey Reports

Monthly Labour Survey (Provisional Report in November)

January 6, released by the Ministry of Health, Labour and Welfare

Total amount of cash earnings increased by 0.2% and contractual cash earnings increased by 0.3% (full-time employees 0.2%, part-time employees -0.1%) from a year earlier.

Special cash earnings decreased by 3.4% from a year earlier. Scheduled cash earnings increased by 0.4% and non-scheduled cash earnings decreased by 1.3%. Real wage (total cash earnings) decreased by 0.2% from a year earlier and real wage (contractual cash earnings) unchanged from a year earlier.

Non-scheduled hours worked by manufacturing industry workers at business establishments with 5 or more employees decreased by 0.2% from the previous month (seasonally adjusted).

Survey on Public Assistance Recipients (October)

January 11, released by the Ministry of Health, Labour and Welfare

The number of households of welfare recipients in October was 1,637,866 and the number of welfare recipients was 2,144,759.

Indexes of Business Conditions November 2016 (Preliminary Release)

January 11, released by the Cabinet Office

The Coincident Index of Composite Index (CI, revised figures, 2010=100) in November was 115.1, an increase of 1.6 point. And 3 months backward moving average increased for 1.13 point, and 7 months backward moving average increased for 0.33 point. So the Assessment of Coincident Index was "Improving" (The same as the previous month)

The Leading Index was 102.7, an increase of 1.9 point, and the Lagging Index was 112.9, a decrease of 0.3 point.

Monthly Labour Survey (Final Report in November)

January 20, released by the Ministry of Health, Labour and Welfare

Total amount of cash earnings increased by 0.5% and contractual cash earnings increased by 0.3% (full-time employees 0.5%, part-time employees -0.2%) from a year earlier.

Special cash earnings increased by 2.0% from a year earlier. Scheduled cash earnings increased by 0.4% and non-scheduled cash earnings decreased by 1.3%. Both of Real wage (total cash earnings) and real wage (contractual cash earnings) unchanged from a year earlier.

Non-scheduled hours worked by manufacturing industry workers at business establishments with 5 or more employees increased by 0.4% from the previous month (seasonally adjusted).

The Result of Year-end Bonus Negotiations among Major Private Enterprises (2016)

January 20, released by the Ministry of Health, Labour and Welfare

The amount of agreed year-end bonus of 336 major business establishments with the capital one billion yen or more and the labour union belonged by 1,000 employees or more was 830,609 yen, an increase of 175 yen (0.02%) from a year earlier.

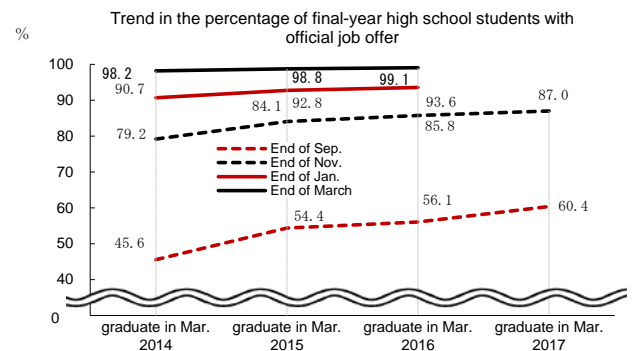
**Survey on Situation of Preliminary Job Offers for New Graduate (Senior and Junior High School)
(End of November, 2016)**

January 20, released by the Ministry of Health, Labour and Welfare

The ratio of final-year senior high school students with preliminary job offers was 87.0%, an increase of 1.2 point from the same period of the previous year.

The ratio of job openings to applicants for final-year senior high school students was 2.13, 0.2 point higher than the same period of the previous year.

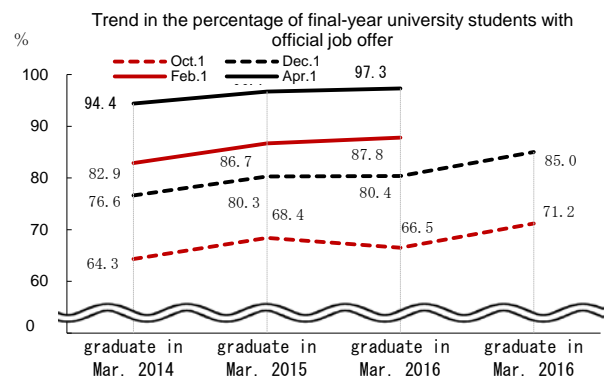
The ratio of job openings to applicants for final-year junior high school students was 1.31, 0.23 point higher than the same period of the previous year.



**Survey on Situation of Preliminary Job Offers for New Graduate in Mar.2017 (University, etc.)
(December 1, 2016)**

January 20, released by the Ministry of Health, Labour and Welfare and the Ministry of Education, Culture, Sports, Science and Technology

The ratio of final-year university students who got an official job offer to applicants was 85.0%, increased by 4.6 point from the same period a year earlier.



Indexes of Business Conditions November 2016 (Revision of the Preliminary Release)

January 23, released by the Cabinet Office

The Coincident Index of Composite Index (CI, revised figures, 2010=100) in November was 115.0, an increase of 1.5 point. And 3 months backward moving average increased for 1.10 point, and 7 months backward moving average increased for 0.31 point. So the Assessment of Coincident Index was “Improving” (The same as the previous month)

The Leading Index was 102.8, an increase of 2.0 point, and the Lagging Index was 113.4, an increase of 0.2 point.

Survey on Supply and Demand of Construction Labor

January 25, released by the Ministry of Land, Infrastructure, Transport and Tourism

Consumer Price Index (December and 2016)

January 27, released by the Ministry of Internal Affairs and Communications

The consumer price index for Japan in December 2016 was 100.1(2015=100), up 0.3% over the year. Omitting Fresh food, the comprehensive index was 99.8, down 0.2% from the previous year.

Japan's all items index of consumer prices in 2016 was 99.9(2015=100), down 0.1% over the year. Omitting Fresh food, the comprehensive index was 99.7, down 0.3% over the year.

The consumer price index for Ku-area of Tokyo in January 2017(preliminary) was 99.5(2015=100), up 0.1% over the year. Omitting Fresh food, the comprehensive index was 99.1, down 0.3% over the year.

Report on Situation of Foreign Employees (End of October 2016)

January 27, released by the Ministry of Health, Labour and Welfare

The number of foreign employees was 1,083,769 (an increase of 19.4% from the previous year) as of end of October 2016 and the number of business establishments hired foreign employees was 172,798 (an

increase of 13.5% from the previous year).

By nationality of the employees, “China” accounted for the highest 31.8%, followed by “Vietnam” (15.9%), “Philippines” (11.8%) and so on.

Public Opinion Survey on the Cancer Prevention Measures

January 28, released by the Cabinet Office

Labour Force Survey (December and 2016)

January 31, released by the Ministry of Internal Affairs and Communications

The unemployment rate (seasonally adjusted) was 3.1%, unchanged from the previous month. That for men was 3.4%, increased by 0.2point and that for women was 2.7%, decreased by 0.2 point from the previous month.

The number of unemployed persons (seasonally adjusted) was 2.09million, increased by 40 thousand from the previous month.

The number of employees was 57.98 million, increased by 1.04 million from the previous year.

Among them, the number of regular employee was 33.79 million, increased by 630 thousand from the previous year and the number of non-regular employee was 20.64 million, increased by 260 thousand from the previous year.

The average unemployment rate in 2016 was 3.1%, decreased by 0.3 point from the previous year.

The average number of unemployed persons in 2016 was 2.08million, decreased by 140 thousand from the previous year.

The average number of employees in 2016 was 57.29 million, increased by 890 thousand from the previous year. Among them, the number of regular employee was 33.64 million, increased by 510 thousand from the previous year and the number of non-regular employee was 20.16 million, increased by 360 thousand from the previous year.

Employment Referrals for General Workers (December and 2016)

January 31, released by the Ministry of Health, Labour and Welfare

Active job openings-to-applicants ratio (seasonally adjusted) was 1.43, increased by 0.02point from the previous month.

The number of monthly active job openings (person(s)) (seasonally adjusted) was increased by 1.9% from the previous month and the number of monthly active applications (person(s)) (seasonally adjusted) was increased by 0.2% from the previous month.

New job openings-to-applicants ratio (seasonally adjusted) was 2.18, increased by 0.07 point from the previous month.

Active job openings-to-applicants ratio for regular staff (seasonally adjusted) was 0.92, increased by 0.02 point from the previous month.

The average ratio of active job openings to applicants in 2016 was 1.36, increased by 0.16 point from the previous year.

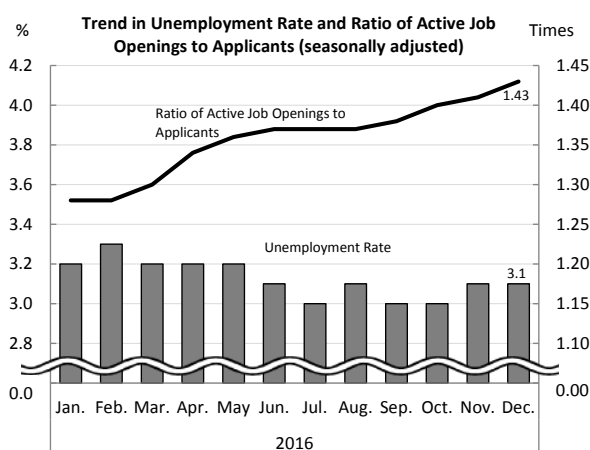
Family Income and Expenditure Survey (December)

January 31, released by the Ministry of Internal Affairs and Communications

The average monthly income for a worker’s household with 2 or more family members was increased by 2.3% in real terms from the same month a year before.

The change over the year of wages & salaries was 2.2% in real terms from the previous year (household heads: 1.8% in real terms, spouse of household: 1.2% in real terms).

The average monthly consumption expenditures for a worker’s household with 2 or more family members was increased by 2.2% in real terms from the same month a year before.



Indices of Industrial Production (December)

January 31, released by the Ministry of Economy, Trade and Industry

The index of industrial production (seasonally adjusted, 2010=100) increased by 0.5% from the previous month.

According to the Survey of Production Forecast in Manufacturing, Production is expected to increase in January and February.

Other Reports

Monthly Economic Report (January)

January 23, released by the Cabinet Office

The Japanese economy is on a moderate recovery, while delayed improvement in part can be seen. (The same as the previous month)

- * Private consumption shows movements of picking up. (The same as the previous month)
- * Business investment picking up appears to be pausing. (The same as the previous month)
- * Exports show movements of picking up. (The same as the previous month)
- * Industrial production is picking up. (The same as the previous month)
- * Corporate profits improvement appears to be pausing, although they remain at a high level. Firms' judgment on current business conditions is improving slowly. (The same as the previous month)
- * The employment situation is improving. (The same as the previous month)
- * Consumer prices are flat. (The same as the previous month)

We have also compiled the "**Main Labor Economics Indicators**", which summarizes indexes relating to the labour economy. Please go to "<https://www.jil.go.jp/english/estatis/esaikin/esaikin.html>"

EDITED BY Research and Statistical Information Analysis Department, The Japan Institute for Labour Policy and Training