



# Recent Statistical Survey Reports

June 2016

[Wednesday, June 1 – Friday, July 1]

## Statistical Survey Reports

### Survey on Public Assistance Recipients (March)

**Wednesday, June 1, released by the Ministry of Health, Labour and Welfare**

The number of households of welfare recipients in March was 1,635,393 and the number of welfare recipients was 2,164,154.

### Monthly Labour Survey (Provisional Report in April)

**Friday, June 3, released by the Ministry of Health, Labour and Welfare**

Total amount of cash earnings increased by 0.3% and contractual cash earnings increased by 0.2% (full-time employees 0.5%, part-time employees -0.8%) from a year earlier.

Special cash earnings increased by 4.3% from a year earlier. Scheduled cash earnings increased by 0.2% and non-scheduled cash earnings increased by 1.0%. Real wage (total cash earnings) increased by 0.6% from a year earlier and real wage (contractual cash earnings) increased by 0.5% from a year earlier.

Non-scheduled hours worked by manufacturing industry workers at business establishments with 5 or more employees increased by 0.4% from the previous month (seasonally adjusted).

### Indexes of Business Conditions April 2016 (Preliminary Release)

**Tuesday, June 7, released by the Cabinet Office**

The Coincident Index of Composite Index (CI, revised figures, 2010=100) in April was 112.2, an increase of 2.0 point. And 3 months backward moving average increased for 0.13 point, and 7 months backward moving average increased for 0.11 point. So the Assessment of Coincident Index was “Weakening” (The same as the previous month)

The Leading Index was 100.5, an increase of 1.4 point, and the Lagging Index was 115.1, an increase of 0.7 point.

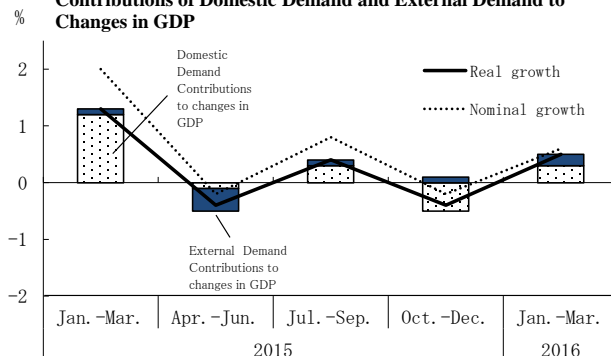
### National Accounts (The 2nd Preliminary Estimates Jan.-Mar. 2016)

**Tuesday, June 8, released by the Cabinet Office**

Real GDP (Gross Domestic Product) growth rate (Seasonally Adjusted) at Jan.-Mar.2016 was 0.5% (1.9% on annual basis). Of real GDP growth rate, 0.3% was contributed by domestic demand and 0.2% by external demand.

Compensation of Employees (real) was 1.3% and compensation of Employees (nominal) was 0.7% (changes from the previous quarter (seasonally adjusted)).

Quarterly Estimates of GDP: Jan. -Mar. 2016 (The 2nd Preliminary Estimates)  
Growth rate of GDP from the previous Quarters (seasonally adjusted)  
Contributions of Domestic Demand and External Demand to Changes in GDP



## **The Status of Implementation of Individual Labor Dispute Resolutions Systems in FY2015**

**Wednesday, June 8, released by the Ministry of Health, Labour and Welfare**

## **Business Outlook Survey (Summary) April-June, 2016 (Jun.13,2016)**

**Monday, June 13, released by the Cabinet Office and Ministry of Finance of Japan**

## **Survey on Labor Economic Trend (May 2016)**

**Wednesday, June 15, released by the Ministry of Health, Labour and Welfare**

By the judgment of employment surplus or shortage DI as of May 1, 2016, regarding the trend of the sense of employment surplus or shortage, in the total of industries surveyed, regular staff, etc. accounted for 32 (34 in the previous survey) and the DI shows shortage for 20 consecutive terms. And, that of part-time workers accounted for 31 (31 in the previous survey) and the DI shows shortage for 27 consecutive terms.

## **Monthly Labour Survey (Final Report in April)**

**Wednesday, June 22, released by the Ministry of Health, Labour and Welfare**

Total amount of cash earnings unchanged and contractual cash earnings unchanged (full-time employees 0.6%, part-time employees -0.8%) from a year earlier.

Special cash earnings decreased by 1.7% from a year earlier. Scheduled cash earnings unchanged and non-scheduled cash earnings increased by 1.1%. Real wage (total cash earnings) increased by 0.4% from a year earlier and real wage (contractual cash earnings) increased by 0.3% from a year earlier.

Non-scheduled hours worked by manufacturing industry workers at business establishments with 5 or more employees increased by 1.0% from the previous month (seasonally adjusted).

## **Indexes of Business Conditions April 2016 (Revision of the Preliminary Release)**

**Thursday, June 23, released by the Cabinet Office**

The Coincident Index of Composite Index (CI, revised figures, 2010=100) in April was 112.0, an increase of 1.8 point. And 3 months backward moving average increased for 0.06 point, and 7 months backward moving average increased for 0.08 point. So the Assessment of Coincident Index was “Weakening” (The same as the previous month)

The Leading Index was 100.0, an increase of 0.9 point, and the Lagging Index was 115.3, an increase of 0.9 point.

## **Workers' compensation for Brain and Heart Disease and mental disability (FY2015)**

**Friday, June 24, released by the Ministry of Health, Labour and Welfare**

Regarding the situation of workers' compensation for brain and heart disease, the number of claim was 795, an increase of 32 from the previous fiscal year, and the number of grant decision was 251, a decrease of 26 from the previous fiscal year.

As for mental disability, the former was 1,515, an increase of 59 from the previous fiscal year and the latter was 472, a decrease of 25 from the previous fiscal year.

## **2015 Population Census (Preliminary sample tabulation)**

**Wednesday, June 29, released by the Ministry of Internal Affairs and Communications**

The 2015 Population Census shows that the total population of Japan as of October 1, 2015 is 127.11 million, which is a decrease of 0.7 % compared with the population reported in the previous Population Census conducted in 2010. The proportion of the population aged 65 and over was 26.7% of the total population.

The labour force participation rate was 59.8% (a decrease of 1.4 point from the 2010 Population Census). That for men was 70.8% (a decrease of 3.0 point from the previous census), and that for women was 49.8% (an increase of 0.2 point from the previous census).

## Indices of Industrial Production (May)

**Thursday, June 30, released by the Ministry of Economy, Trade and Industry**

The index of industrial production (seasonally adjusted, 2010=100) decreased by 2.3% from the previous month.

According to the Survey of Production Forecast in Manufacturing, Production is expected to increase in June and July.

## Labour Force Survey (May)

**Friday, July 1, released by the Ministry of Internal Affairs and Communications**

The unemployment rate (seasonally adjusted) was 3.2%, unchanged from the previous month. That for men was 3.4%, unchanged from the previous month and that for women was 2.9%, decreased by 0.1 point from the previous month.

The number of unemployed persons (seasonally adjusted) was 2.12million, increased by 10 thousand from the previous month.

The number of employees was 57.18 million, increased by 940 thousand from the previous year.

Among them, the number of regular employee was 33.76 million, increased by 450 thousand from the previous year and the number of non-regular employee was 19.90 million, increased by 410 thousand from the previous year.

## Employment Referrals for General Workers (May)

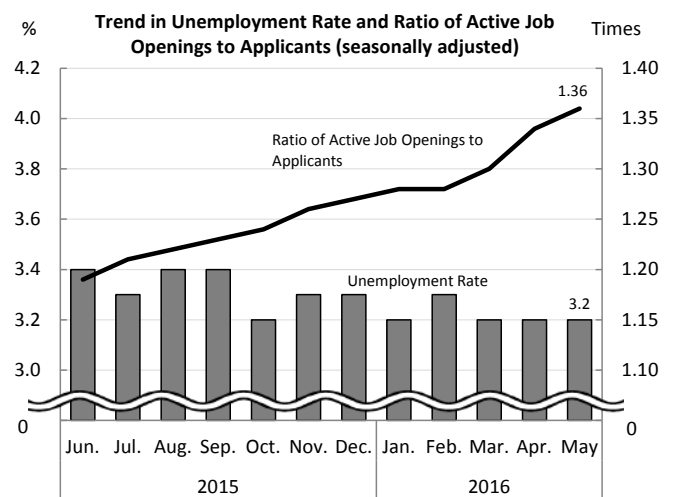
**Friday, July 1, released by the Ministry of Health, Labour and Welfare**

Active job openings-to-applicants ratio (seasonally adjusted) was 1.36, increased by 0.02 point from the previous month.

The number of monthly active job openings (person(s)) (seasonally adjusted) was increased by 0.3% from the previous month and the number of monthly active applications (person(s)) (seasonally adjusted) was decreased by 0.9% from the previous month.

New job openings-to-applicants ratio (seasonally adjusted) was 2.09, increased by 0.03 point from the previous month.

Active job openings-to-applicants ratio for regular staff (seasonally adjusted) was 0.87, increased by 0.02 point from the previous month.



## Family Income and Expenditure Survey (May)

**Friday, July 1, released by the Ministry of Internal Affairs and Communications**

The average monthly income for a worker's household with 2 or more family members was decreased by 0.3% in real terms from the same month a year before.

The change over the year of wages & salaries was 0.6% in real terms from the previous year (household heads: 0.2% in real terms, spouse of household: 1.8% in real terms).

The average monthly consumption expenditures for a worker's household with 2 or more family members was decreased by 2.8% in real terms from the same month a year before.

## Consumer Price Index (May)

**Friday, July 1, released by the Ministry of Internal Affairs and Communications**

The consumer price index for Japan in May 2016 was 103.6(2010=100), down 0.4% over the year. Omitting Fresh food, the comprehensive index was 103.0, down 0.4% over the year.

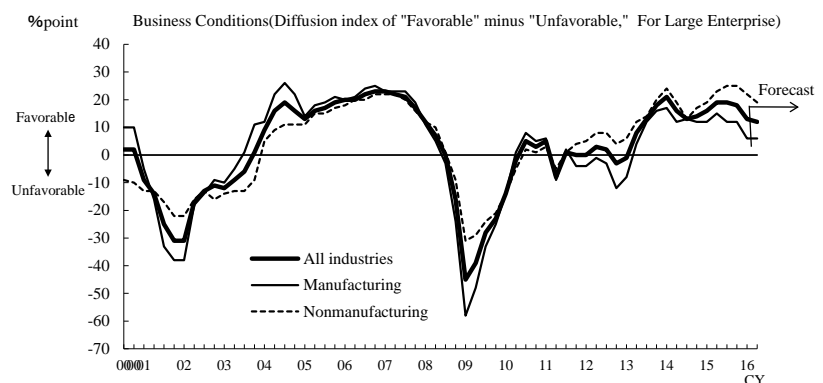
The consumer price index for Ku-area of Tokyo in June 2016(preliminary) was 101.7(2010=100), down 0.5% over the year. Omitting Fresh food, the comprehensive index was 101.6, down 0.5% over the year.

## TANKAN (Short-Term Economic Survey of Enterprises) (June)

Friday, July 1, released by the Bank of Japan

The Diffusion Index (DI) (“Favorable”-“Unfavorable”) for business conditions in large enterprises of all industries was 12%point (13 in the previous quarter and forecast 12 in the coming quarter), the manufacturing was 6%point and the non-manufacturing was 19%point.

The Diffusion Index (DI) (“Excessive”-“Insufficient”) for employment conditions in large enterprises of all industries was -10 % point (-11 in the previous quarter and forecast -10 in the coming quarter), the manufacturing was -3%point and the non-manufacturing was -18%point.



## Other Reports

### Monthly Economic Report (June)

Friday, June 17, released by the Cabinet Office

The Japanese economy is on a moderate recovery, while weakness can be seen recently. (The same as the previous month)

\* Private consumption is almost flat, while consumer confidence appears to be pausing. (The same as the previous month)

\* Business investment is picking up. (The same as the previous month)

\* Exports are almost flat. (The same as the previous month)

\* Industrial production is flat. (The same as the previous month)

\* Corporate profits improvement appears to be pausing, although they remain at a high level. Firms' judgment on current business conditions shows cautiousness. (In the previous month, “Corporate profits show a trend toward improvement, although the pace has become moderate.”)

\* The employment situation is improving. (The same as the previous month)

\* Consumer prices are rising at a slower tempo recently. (In the previous month, “Consumer prices are rising moderately.”)

### Monthly Economic Labour Report (June)

Tuesday, June 21, released by the Ministry of Health, Labour and Welfare

The employment situation is improving. (The same as the previous month)

We have also compiled the "**Main Labor Economics Indicators**", which summarizes indexes relating to the labour economy. Please go to "<https://www.jil.go.jp/english/estatis/esaikin/esaikin.html>"

EDITED BY Research and Statistical Information Analysis Department, The Japan Institute for Labour Policy and Training