



Recent Statistical Survey Reports

November 2015

[Sunday, November 1 – Friday, December 4]

Statistical Survey Reports

General Survey on Diversified Types of Employment (2014)

Wednesday, November 4, released by the Ministry of Health, Labour and Welfare

Survey on Economic Conditions in Health Care (Survey on Health Care Facilities) (2015)

Wednesday, November 4, released by the Ministry of Health, Labour and Welfare

Survey on Public Assistance Recipients (August)

Wednesday, November 4, released by the Ministry of Health, Labour and Welfare

The number of households of welfare recipients in August was 1,628,724 and the number of welfare recipients was 2,163,356.

Monthly Labour Survey (Provisional Report in September)

Monday, November 9, released by the Ministry of Health, Labour and Welfare

Total amount of cash earnings increased by 0.6% and contractual cash earnings increased by 0.4% (full-time employees 0.4%, part-time employees 0.7%) from a year earlier.

Special cash earnings increased by 14.0% from a year earlier. Scheduled cash earnings increased by 0.4% and non-scheduled cash earnings increased by 1.4%. Real wage (total cash earnings) increased by 0.5% from a year earlier and real wage (contractual cash earnings) increased by 0.3% from a year earlier.

Non-scheduled hours worked by manufacturing industry workers at business establishments with 5 or more employees increased by 0.2% from the previous month (seasonally adjusted).

The average amount of summer bonus in 2015 was 356,791 yen, a decrease of 2.8% from the previous year.

Labour Force Survey Quarterly Average Results - Jul.-Sep. 2015 – (Detailed Tabulation)

Tuesday, November 10, released by the Ministry of Internal Affairs and Communications

Of the total 53.01 million employed persons (average, in the Jul. - Sep. 2015), the number of the regular employees (excluding board members) increased by 240 thousand from the previous year to 33.29 million. The number of non-regular employees of the employees was 19.71 million, increased by 190 thousand from the previous year.

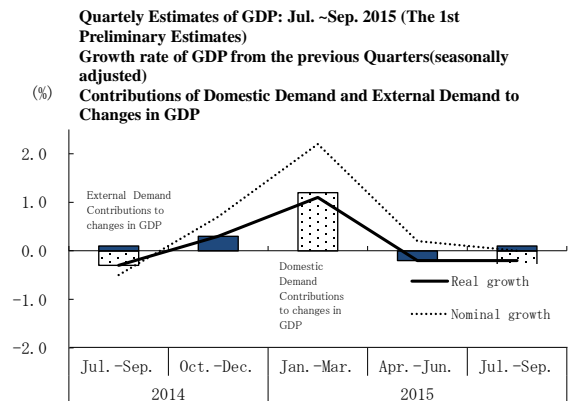
Of the total 2.24 million unemployed persons, the number of persons who had been unemployed for 1 year or more was 780 thousand, a decrease of 70 thousand from the previous year.

National Accounts (The 1st Preliminary Estimates Jul.-Sep. 2015)

Monday, November 16, released by the Cabinet Office

Real GDP (Gross Domestic Product) growth rate (Seasonally Adjusted) at Jul.-Sep.2015 was -0.2% (-0.8% on annual basis). Of real GDP growth rate, -0.3% was contributed by domestic demand and 0.1% by external demand.

Compensation of Employees (real) was 0.8% and compensation of Employees (nominal) was 0.9% (changes from the previous quarter (seasonally adjusted)).



Basic Survey on Wage Structure (Starting Salary) (2015)

Thursday, November 19, released by the Ministry of Health, Labour and Welfare

The amount of starting salary for graduates of universities was 202,000 yen, increased by 0.8% from the previous year and that for graduates of senior high schools of senior high schools was 160,900 yen, increased by 1.3% from the previous year. That for man was 204,500 yen, increased by 0.8% from the previous year and that for woman was 198,800 yen, increased 0.8% from the previous year that for graduates of universities. And that for man was 163,400 yen, increased by 1.3% from the previous year and that for woman was 156,200 yen, increased 1.3% from the previous year that for graduates of senior high schools.

Looking at the breakdown of starting salaries by enterprise size and educational level, the starting salary for total university graduates increased on the previous year in large (an increase of 0.9%), medium size enterprises (an increase of 0.5%), and small size enterprises (an increase of 0.4%). The starting salary for total senior high schools graduates increased on the previous year in large (an increase of 1.0%), medium size enterprises (an increase of 0.9%), and small size enterprises (an increase of 2.0%).

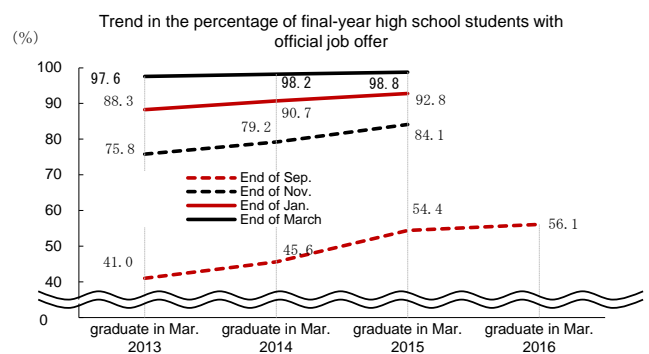
Survey on Situation of Preliminary Job Offers for New Graduate (Senior and Junior High School) (End of September, 2015)

Friday November 20, released by the Ministry of Health, Labour and Welfare

The ratio of final-year senior high school students with preliminary job offers was 56.1%, an increase of 1.7 point from the same period of the previous year.

The ratio of job openings to applicants for final-year senior high school students was 1.83, 0.24 point higher than the same period of the previous year.

The ratio of job openings to applicants for final-year junior high school students was 0.87, 0.20 point higher than the same period of the previous year.



Survey on Situation of Preliminary Job Offers for New Graduate in Mar.2016 (University, etc.) (October 1, 2015)

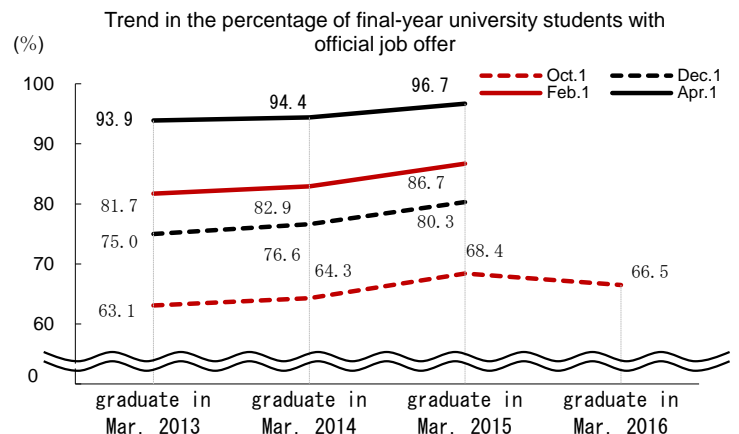
Friday, November 20, released by the Ministry of Health, Labour and Welfare

The ratio of final-year university students who got an official job offer to applicants was 66.5%, decreased by 1.9 point from the same period a year earlier.

That of final-year junior college students (female only) was 33.2%, increased by 6.5 point from the same period a year earlier.

That of final-year technology college students (male only) was 94.3%, increased by 0.9 point from the same period a year earlier.

That of final-year vocational school students was 48.2%, decreased by 0.8 point from the same period a year earlier.



Monthly Labour Survey (Final Report in September)

Tuesday, November 24, released by the Ministry of Health, Labour and Welfare

Total amount of cash earnings increased by 0.4% and contractual cash earnings increased by 0.1% (full-time employees 0.2%, part-time employees 0.5%) from a year earlier.

Special cash earnings increased by 12.6% from a year earlier. Scheduled cash earnings increased by 0.1% and non-scheduled cash earnings increased by 1.3%. Real wage (total cash earnings) increased by 0.3% from a year earlier and real wage (contractual cash earnings) unchanged from a year earlier.

Non-scheduled hours worked by manufacturing industry workers at business establishments with 5 or more employees increased by 0.8% from the previous month (seasonally adjusted).

Indexes of Business Conditions September 2015 (Revised Release)

Wednesday, November 25, released by the Cabinet Office

The Coincident Index of Composite Index (CI, revised figures, 2010=100) in September was 112.3, an increase of 0.1 point. And 3 months backward moving average decreased for 0.34 point, and 7 months backward moving average decreased for 0.06 point. So the Assessment of Coincident Index was “Weakening” (The same as the previous month)

The Leading Index was 101.6, a decrease of 1.9 point, and the Lagging Index was 114.7, a decrease of 0.4 point.

Labour Force Survey (October)

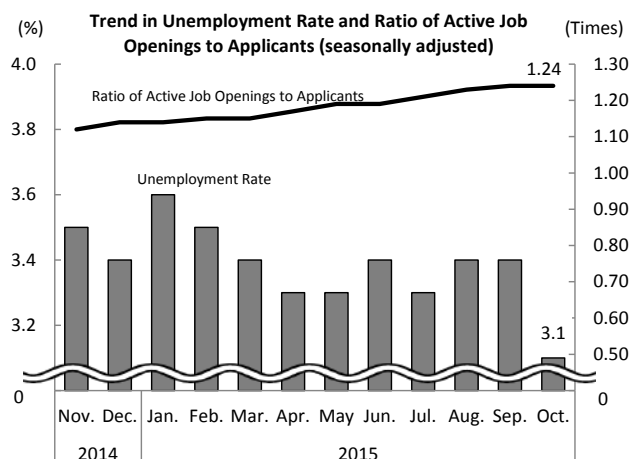
Friday, November 27, released by the Ministry of Internal Affairs and Communications

The unemployment rate (seasonally adjusted) was 3.1%, decreased by 0.3 point from the previous month. That for men was 3.4%, decreased by 0.2 point from the previous month and that for women was 2.7%, decreased by 0.4 point from the previous month.

The number of unemployed persons (seasonally adjusted) was 2.06million, decreased by 220 thousand from the previous month.

The number of employees was 57.04 million, increased by 750 thousand from the previous month.

Among them, the number of regular employee was 33.31 million, increased by 330 thousand from the previous year and the number of non-regular employee was 19.97 million, increased by 170 thousand from the previous year.



Employment Referrals for General Workers (October)

Friday, November 27, released by the Ministry of Health, Labour and Welfare

Active job openings-to-applicants ratio (seasonally adjusted) was 1.24, unchanged from the previous month.

The number of monthly active job openings (person(s)) (seasonally adjusted) was increased by 0.3% from the previous month and the number of monthly active applications (person(s)) (seasonally adjusted) was decreased by 0.1% from the previous month.

New job openings-to-applicants ratio (seasonally adjusted) was 1.83, decreased by 0.03 point from the previous month.

Active job openings-to-applicants ratio for regular staff (seasonally adjusted) was 0.77, unchanged from the previous month.

Family Income and Expenditure Survey (October)

Friday, November 27, released by the Ministry of Internal Affairs and Communications

The average monthly income for a worker's household with 2 or more family members was decreased by 0.9% in real terms from the same month a year before.

The change over the year of wages & salaries was -0.9% in real terms from the previous year (household heads: -2.2% in real terms, spouse of household: 9.3% in real terms).

The average monthly consumption expenditures for a worker's household with 2 or more family members was decreased by 2.3% in real terms from the same month a year before.

Consumer Price Index (October)

Friday, November 27, released by the Ministry of Internal Affairs and Communications

The consumer price index for Japan in October 2015 was 103.9(2010=100), up 0.3% over the year. Omitting Fresh food, the comprehensive index was 103.5, down 0.1% from the previous year.

The consumer price index for Ku-area of Tokyo in November 2015(preliminary) was 101.9(2010=100), up 0.2% over the year. Omitting Fresh food, the comprehensive index was 102.0, the same level as the previous year.

Report on Employment Situations of Persons with Disabilities (2015)

Friday, November 27, released by the Ministry of Health, Labour and Welfare

The number of persons with disabilities employed by private enterprises (the statutory employment rate is 2.0%) was 453,133.5 and the real employment rate was 1.88%. The ratio of enterprises that achieved the statutory employment rate was 47.2%.

Indices of Industrial Production (October)

Monday, November 30, released by the Ministry of Economy, Trade and Industry

The index of industrial production (seasonally adjusted, 2010=100) increased by 1.4% from the previous month.

According to the Survey of Production Forecast in Manufacturing, Production is expected to increase in November and decrease in December.

Monthly Survey on Service Industries (Preliminary Report in September)

Monday, November 30, released by the Ministry of Internal Affairs and Communications

The monthly sales amount of service industry by industry of business activity in September 2015 was 30.1 trillion yen, an increase of 3.1 % from the same month the year before. The total number of persons working at the location of establishment in the industry by industry of establishment and enterprise, etc. was 28,680 thousand person, an increase of 0.9% from the same month the year before.

2014 Economic Census for Business Frame

Monday, November 30, released by the Ministry of Internal Affairs and Communications

The number of establishments in Japan was 5,779,000 (an increase of 0.2% from the 2012 Economic Census for Business Activity).

The number of persons engaged was 57,428,000 (an increase of 2.8% from the previous census).

Survey on Public Assistance Recipients (September)

Wednesday, December 2, released by the Ministry of Health, Labour and Welfare

The number of households of welfare recipients in September was 1,629,598 and the number of welfare recipients was 2,163,584.

Survey on Wage Increase (2015)

Thursday, December 3, released by the Ministry of Health, Labour and Welfare

The percentage of companies that increased or will increase the average wage per person in 2015 was higher than the previous year at 85.4% (83.6% in the previous year).

The amount of revision in the average wage per capita in 2015 was 5,282 yen (5,254 yen in the previous year) and the revision rate was 1.9% (1.8% in the previous year), which are both an increase compared to the previous year.

Monthly Labour Survey (Provisional Report in October)

Friday, December 4, released by the Ministry of Health, Labour and Welfare

Total amount of cash earnings increased by 0.7% and contractual cash earnings increased by 0.2% (full-time employees 0.3%, part-time employees -0.4%) from a year earlier.

Special cash earnings increased by 23.9% from a year earlier. Scheduled cash earnings increased by 0.1% and non-scheduled cash earnings increased by 1.2%. Real wage (total cash earnings) increased by 0.4% from a year earlier and real wage (contractual cash earnings) decreased by 0.2% from a year earlier.

Non-scheduled hours worked by manufacturing industry workers at business establishments with 5 or more employees increased by 0.4% from the previous month (seasonally adjusted).

Other Reports

Monthly Economic Report (November)

Wednesday, November 25, released by the Cabinet Office

The Japanese economy is on a moderate recovery, while weakness can be seen in some areas. (The same as the previous month)

- * Private consumption holds firm as a whole. (The same as the previous month)
- * Business investment is almost flat. (In the previous month, "Business investment is picking up generally.")
- * Exports are in a weak tone recently. (The same as the previous month)
- * Industrial production is in a weak tone recently. (The same as the previous month)
- * Corporate profits are improving. Firms' judgment on current business conditions is almost flat, while cautiousness can be seen in some areas. (The same as the previous month)
- * The employment situation shows a trend toward improvement. (The same as the previous month)
- * Consumer prices are rising moderately. (The same as the previous month)

Monthly Economic Labour Report (November)

Friday, November 27, released by the Ministry of Health, Labour and Welfare

The employment situation shows a trend toward improvement. (The same as the previous month)

We have also compiled the "Main Labor Economics Indicators", which summarizes indexes relating to the labour economy. Please go to "<https://www.jil.go.jp/english/estatis/esaikin/esaikin.html>"

EDITED BY Research and Statistical Information Analysis Department, The Japan Institute for Labour Policy and Training