



# Recent Statistical Survey Reports

December 2014

[Wednesday, December 3 – Friday, December 26]

## Statistical Survey Reports

### Survey on Public Assistance Recipients (September)

Wednesday, December 3, released by the Ministry of Health, Labour and Welfare

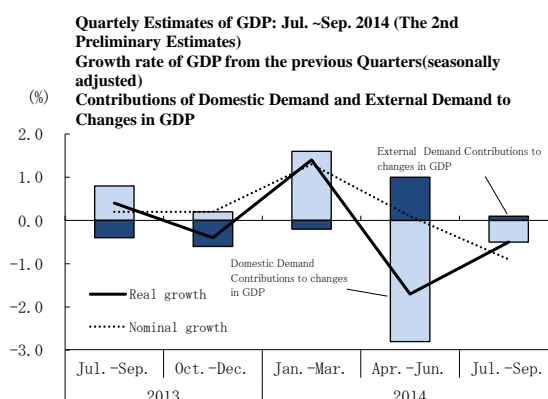
The number of households of welfare recipients in September was 1,611,953 and the number of welfare recipients was 2,164,909.

### National Accounts (The 2nd Preliminary Estimates Jul.-Sep. 2014)

Monday, December 8, released by the Cabinet Office

Real GDP (Gross Domestic Product) growth rate (Seasonally Adjusted) at Jul.-Sep.2014 was -0.5% (-1.9% on annual basis). Of real GDP growth rate, -0.5% was contributed by domestic demand and 0.1% by external demand.

Compensation of Employees (real) was 0.6% and compensation of Employees (nominal) was 0.7% (changes from the previous quarter (seasonally adjusted)).



### Survey on Labor Economic Trend (November 2014)

Thursday, December 11, released by the Ministry of Health, Labour and Welfare

By the judgment of employment surplus or shortage DI as of November 1, 2014, regarding the trend of the sense of employment surplus or shortage, in the total of industries surveyed, regular employees accounted for 22 (23 in the previous survey) and the DI shows shortage for 14 consecutive terms. And, that of part-time workers accounted for 26 (24 in the previous survey) and the DI shows shortage for 21 consecutive terms.

### The 12th Longitudinal Survey of Newborns in 21st Century (2001 Cohort)

Thursday, December 11, released by the Ministry of Health, Labour and Welfare

The percentage of “employed” mothers, 25.2% in the 1st Survey (at 6 months after birth), increased each year after that. In the 11th Survey (the fifth grade at elementary school), it was over 70% and 73.7% in the 12th Survey (the sixth grade at elementary school).

### Survey on Situation of Preliminary Job Offers for New Senior High School Graduates (End of October, 2014)

Friday, December 12,

released by the Ministry of Education, Culture, Sports, Science and Technology

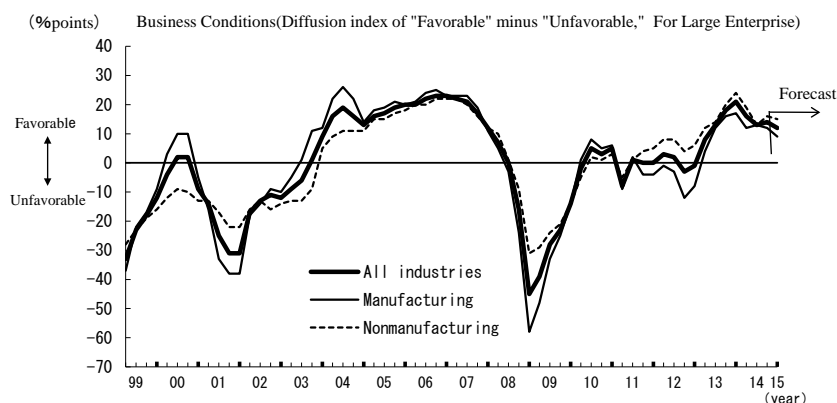
The ratio of final-year senior high school students with preliminary job offers at the end of October, 2014, was 71.1%, an increase of 7.0 point from the previous year.

## TANKAN (Short-Term Economic Survey of Enterprises) (December)

Monday, December 15, released by the Bank of Japan

The Diffusion Index (DI) (“Favorable”- “Unfavorable”) for business conditions in large enterprises of all industries was 14% point (13 in the previous quarter and forecast 12 in the coming quarter), the manufacturing was 12% point and the non-manufacturing was 16% point.

The Diffusion Index (DI) (“Excessive”- “Insufficient”) for employment conditions in large enterprises of all industries was -9 % point (-8 in the previous quarter and forecast -9 in the coming quarter), the manufacturing was -1% point and the non-manufacturing was -18% point.



## Monthly Labour Survey Special Survey (2014)

Tuesday, December 16, released by the Ministry of Health, Labour and Welfare

The average payment for one employee of contractual cash earnings (for business establishments with 1-4 regular employees) in July 2014 was 192,120 yen, an increase of 0.9 % from a year earlier.

That of special cash earnings was 208,488 yen, an increase of 3.3 % from a year earlier.

## Basic Survey on Labour Unions (2014)

Wednesday, December 17, released by the Ministry of Health, Labour and Welfare

The number of labour union members as of June 30, 2014 was 9.849 million, decreased by 26 thousand (0.3%) from the previous year.

The estimated unionization rate was 17.5%, decreased by 0.2 point from the previous year.

The number of labour union members of women was 3.054million, increased by 20 thousand (0.7%) from the previous year.

The number of labour union members of part-time workers was 970 thousand, increased by 56 thousand (6.2%) from the previous year. The ratio of part-time workers in labour union member rate was 9.9%, increased by 0.6 point from the previous year.

## Monthly Labour Survey (Final Report in October)

Thursday, December 18, released by the Ministry of Health, Labour and Welfare

Total amount of cash earnings increased by 0.2% from a year earlier, and contractual cash earnings increased by 0.2% from a year earlier (regular employees 0.6%, part-time workers 0.1%).

Special cash earnings decreased by 0.1% from a year earlier. Scheduled cash earnings increased by 0.1% from a year earlier and non-scheduled cash earnings increased by 1.2% from a year earlier. Real wage (total) decreased by 3.0% from a year earlier.

Non-scheduled hours worked by manufacturing industry workers increased by 1.3% from the previous month (seasonally adjusted).

## Survey on Wage Increase (2014)

Thursday, December 18, released by the Ministry of Health, Labour and Welfare

The percentage of companies that increased or will increase the average wage per person in 2014 was higher than the previous year at 83.6% (79.8% in the previous year).

The amount of revision in the average wage per capita in 2014 was 5,254 yen (4,375 yen in the previous year) and the revision rate was 1.8% (1.5% in the previous year), which are both an increase compared to the previous year.

## Survey on the Employment Situation of Persons with Disabilities (FY2013)

Thursday, December 18, released by the Ministry of Health, Labour and Welfare

## Survey on Employment Trends in the First Half of 2014

Friday, December 19, released by the Ministry of Health, Labour and Welfare

The hiring rate was 10.7% (9.4% \*), an increase of 1.3 point from the previous year and the separation rate was 8.6% (8.9% \*), a decrease of 0.3 point from the previous year..

Among hired employees, the number of new graduates and school leavers was 1,082 thousand, increased by 166 thousand from the same period of the previous year. By type of employment, the number of part-time workers 235 thousand and other employees was 847 thousand.

The number of unfilled vacancies as of end-June 2014 increased to 824 thousand from 700 thousand in the previous year.

\*: in the same period of the previous year

## Indexes of Business Conditions October 2014 (Revised Release)

Friday, December 19, released by the Cabinet Office

The Coincident Index of Composite Index (CI, revised figures, 2010=100) in October was 109.9, an increase of 0.6 points. And 3 months backward moving average increased for 0.07 points, and 7 months backward moving average decreased for 0.67 points. So the Assessment of Coincident Index was "Signaling a possible turning point" (The same as the previous month)

The Leading Index was 104.5, a decrease of 1.7 points, and the Lagging Index was 118.6, an increase of 0.4 points.

## Labour Force Survey (November)

Friday, December 26, released by the Ministry of Internal Affairs and Communications

The unemployment rate (seasonally adjusted) was 3.5%, unchanged from the previous month. That for men was 3.8%, unchanged from the previous month and that for women was 3.1%, decreased by 0.1 point from the previous month.

The number of unemployed persons (seasonally adjusted) was 2.29 million, decreased by 50 thousand from the previous month.

The number of employees was 56.37 million, increased by 180 thousand from the previous month.

Among them, the number of regular employee was 32.81 million, decreased by 290 thousand from the previous year and the number of non-regular employee was 20.12 million, increased by 480 thousand from the previous year.

## Employment Referrals for General Workers (November)

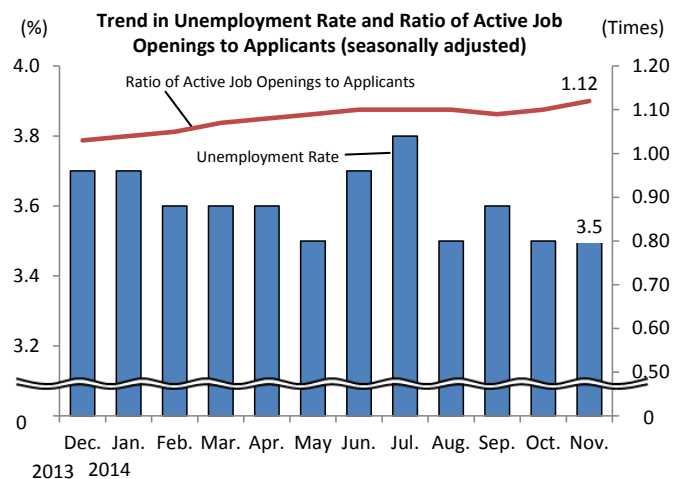
Friday, December 26, released by the Ministry of Health, Labour and Welfare

Active job openings-to-applicants ratio (seasonally adjusted) was 1.12, increased by 0.02 point from the previous month.

The number of monthly active job openings (person(s)) (seasonally adjusted) was increased by 2.1% from the previous month and the number of monthly active applications (person(s)) (seasonally adjusted) was increased by 0.1% from the previous month.

New job openings-to-applicants ratio (seasonally adjusted) was 1.66, decreased by 0.03 point from the previous month.

Active job openings-to-applicants ratio for regular staff (seasonally adjusted) was 0.69, increased by 0.01 point from the previous month.



## **Monthly Labour Survey (Provisional Report in November)**

**Friday, December 26, released by the Ministry of Health, Labour and Welfare**

Total amount of cash earnings decreased by 1.5% and contractual cash earnings increased by 0.1% (regular employees 0.1%, part-time workers -0.9%) from a year earlier.

Special cash earnings decreased by 27.0% from a year earlier. Scheduled cash earnings increased by 0.2% and non-scheduled cash earnings decreased by 0.9%. Real wage (total) decreased by 4.3%, from a year earlier.

Non-scheduled hours worked by manufacturing industry workers at business establishments with 5 or more employees increased by 0.4% from the previous month (seasonally adjusted).

## **Family Income and Expenditure Survey (November)**

**Friday, December 26, released by the Ministry of Internal Affairs and Communications**

The average monthly income for a worker's household with 2 or more family members was decreased by 3.9% in real terms from the same month a year before.

With regard to change over the year of wages & salaries, household heads was -3.9% in real terms from the previous year, spouse of household was -5.4% in real terms from the previous year and other household members was -15.7% in real terms from the previous year.

The average monthly consumption expenditures for a worker's household with 2 or more family members was decreased by 1.2% in real terms from the same month a year before.

## **Consumer Price Index (November)**

**Friday, December 26, released by the Ministry of Internal Affairs and Communications**

The consumer price index for Japan in November 2014 was 103.2(2010=100), up 2.4% over the year. Omitting Fresh food, the comprehensive index was 103.4, up 2.7% over the year.

The consumer price index for Ku-area of Tokyo in December 2014(preliminary) was 101.8(2010=100), up 2.1% over the year. Omitting Fresh food, the comprehensive index was 101.8, up 2.3% over the year.

## **Indices of Industrial Production (November)**

**Friday, December 26, released by the Ministry of Economy, Trade and Industry**

The index of industrial production (seasonally adjusted, 2010=100) decreased by 0.6% from the previous month.

According to the Survey of Production Forecast in Manufacturing, Production is expected to increase in December and January. The Synthetic judgment is "Industrial Production fluctuates indecisively." (The same as the previous month)

## **Monthly Survey on Service Industries (Preliminary Report in October)**

**Friday, December 26, released by the Ministry of Internal Affairs and Communications**

The monthly sales amount of service industry by industry of business activity in October 2014 was 29.0 trillion yen, an increase of 1.3 % from the same month the year before. The total number of persons working at the location of establishment in the industry by industry of establishment and enterprise, etc. was 28,500 thousand person, an increase of 0.7% from the same month the year before.

# **Other Reports**

## **Monthly Economic Report (December)**

**Friday, December 19, released by the Cabinet Office**

The Japanese economy is on a moderate recovery, while weakness can be seen in private consumption. (The same as the previous month)

\* Private consumption holds firm, while weakness can be seen in consumer sentiment recently. (In the previous month, "Private consumption appears to be pausing recently, while it remains in picking up.")

\* Business investment is almost flat. (In the previous month, "Business investment shows some weak movements recently, while it is on the increasing.")

\*Exports are flat. (The same as the previous month)

- \* Industrial production is bottoming out. (In the previous month, "Industrial production is decreasing.")
- \* Corporate profits remain almost flat as a whole, while showing an improvement in large manufacturers. Firms' judgment on current business conditions is almost flat. (In the previous month, "Corporate profits appear to be pausing as a whole, while it shows recently an improvement in large manufacturers. Firms' judgment on current business conditions shows a small improvement in large manufacturers, while it appears to be cautious as a whole.")
- \* The employment situation shows a trend toward improvement, while an increase in job offers to applicant ratio appears to be pausing. (The same as the previous month)
- \* Consumer prices are flat recently. (The same as the previous month)

### **Monthly Economic Labour Report (December)**

**Thursday, December 25, released by the Ministry of Health, Labour and Welfare**

The employment situation shows a trend toward improvement, while an increase in job offers to applicant ratio appears to be pausing. (The same as the previous month)

We have also compiled the "**Main Labor Economics Indicators**", which summarizes indexes relating to the labour economy. Please go to "<https://www.jil.go.jp/english/estatis/esaikin/esaikin.html>"

**EDITED BY Research and Statistical Information Analysis Department, The Japan Institute for Labour Policy and Training**