



Recent Statistical Survey Reports

May 2014

[Saturday, May 3 – Tuesday, June 3]

Statistical Survey Reports

Survey on Industrial Accidents (2013)

Thursday, May 8, released by Ministry of Health, Labour and Welfare

The frequency rate of industrial accidents was 1.58 (1.59 in the previous year) and the severity rate was 0.10 (0.10 in the previous year).

Note: "The frequency rate" can be defined as the number of casualties of industrial accidents per one million man-hours actually worked.

"The severity rate" can be defined as the number of days lost per one thousand man-hours actually worked.

Labor Force Survey: Detailed Tabulation (Jan.-Mar. 2014)

Tuesday, May 13, released by the Ministry of Internal Affairs and Communications

Of the total 51.93 million employed persons (average, in the Jan. - Mar. 2014), the number of the regular staff/employees (excluding board members) decreased by 580 thousand from the previous year to 32.23 million. The number of non-regular staff/employees of the employees was 19.70 million, increased by 1.00 million from the previous year.

Of the total 2.39 million unemployed persons, the number of persons who had been unemployed for 1 year or more was 900 thousand, a decrease of 190 thousand from the previous year.

Report on Employment Service for the disabled (FY2013)

Wednesday, May 14, released by the Ministry of Health, Labour and Welfare

The number of job placements for disabled persons through Public Employment Security Offices was 77,883, an increase of 14.0% from the previous fiscal year. By type of disabilities, that for persons with physical disabilities was 28,307 (an increase of 6.5% from the previous fiscal year), that for persons with intellectual disabilities was 17,649 (an increase of 10.1% from the previous fiscal year), that for persons with mental disabilities was 29,404 (an increase of 23.2% from the previous fiscal year) and so on.

Survey on Public Assistance Recipients (February)

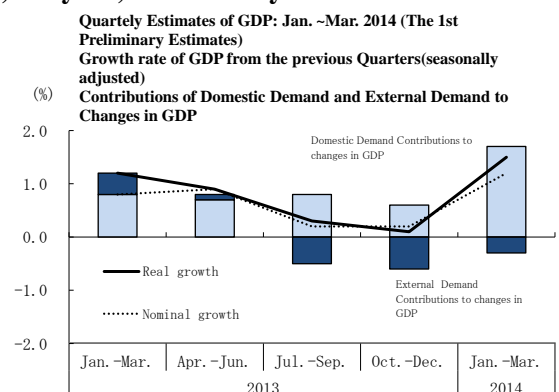
Wednesday, May 14, released by the Ministry of Health, Labour and Welfare

The number of households of welfare recipients in February was 1,598,818 and the number of welfare recipients was 2,166,381.

National Accounts (The 1st Preliminary Estimates Jan.-Mar. 2014)

Thursday, May 15, released by the Cabinet Office

Real GDP (Gross Domestic Product) growth rate (Seasonally Adjusted) at Jan.-Mar.2014 was 1.5% (5.9% on annual basis). Of real GDP growth rate, 1.7% was contributed by domestic demand and -0.3% by external demand.



Monthly Labour Survey (Final Report in March and FY2013)

Friday, May 16, released by the Ministry of Health, Labour and Welfare

Total amount of cash earnings increased by 0.7% from a year earlier, and contractual cash earnings increased by 0.2% from a year earlier (regular employees 0.4%, part-time workers 0.8%).

Special cash earnings increased by 10.3% from a year earlier. Scheduled cash earnings decreased by 0.3% and non-scheduled cash earnings increased by 5.8% from a year earlier. Real wage (total) decreased by 1.3% from a year earlier.

Non-scheduled hours worked by manufacturing industry workers increased by 3.3% from the previous month (seasonally adjusted).

Total amount of cash earnings in FY2013 increased by 0.1% and contractual cash earnings decreased by 0.2% (regular employees 0.3%, part-time workers 0.1%) from a year earlier.

Special cash earnings increased by 1.7% from a year earlier. Scheduled cash earnings decreased by 0.5%, non-scheduled cash earnings increased by 3.6%. Real wage (total) decreased by 1.0% from the previous year.

The number of total hours worked in FY2013 decreased by 0.2% from the previous year.

The rate of part-time workers in FY2013 was 29.53%, an increase of 0.56 point from the previous year.

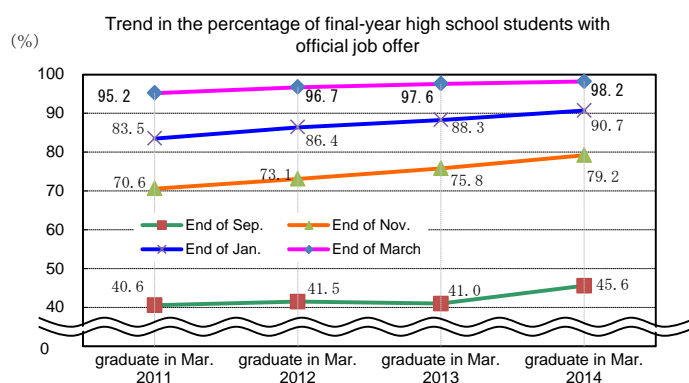
Survey on Situation of Preliminary Job Offers for New Graduate (Senior and Junior High School) (End of March, 2014)

Friday May 16, released by the Ministry of Health, Labour and Welfare

The ratio of final-year senior high school students with preliminary job offers was 98.2%, an increase of 0.6 points from the same period of the previous year.

The ratio of job openings to applicants for final-year senior high school students was 1.56, 0.19 points higher than the same period of the previous year.

The ratio of job openings to applicants for final-year junior high school students was 1.46, 0.27 points higher than the same period of the previous year.



Survey on Situation of Preliminary Job Offers for New Graduate in Mar.2014 (University, etc.) (April 1, 2014)

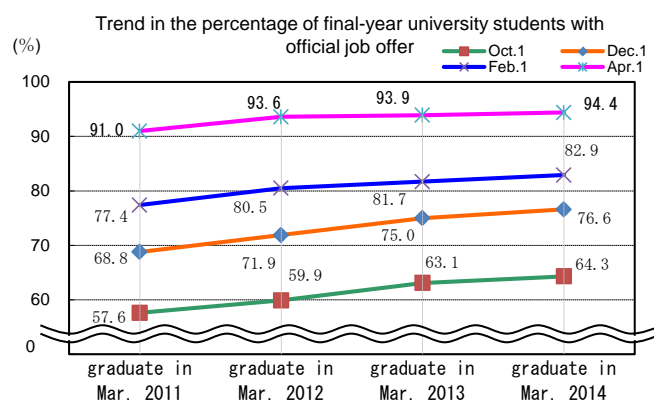
Friday, May 16, released by the Ministry of Health, Labour and Welfare

The ratio of final-year university students who got an official job offer to applicants was 94.4%, increased by 0.5 points from the same period a year earlier.

That of final-year junior college students (female only) was 94.2%, decreased by 0.5 points from the same period a year earlier.

That of final-year technology college students (male only) was 100.0%, unchanged from the same period a year earlier.

That of final-year vocational school students was 93.0%, decreased by 1.1 points from the same period a year earlier.



Status on Industrial accidents of death cases and significant accidents in 2013

Friday, May 16, released by the Ministry of Health, Labour and Welfare

The number of deaths by industrial accidents in 2013 was 1,030, decreased by 63 from the previous year.

Indexes of Business Conditions March 2014 (Revised Release)

Tuesday, May 20, released by the Cabinet Office

The Coincident Index of Composite Index (CI, revised figures, 2010=100) in March was 114.5, an increase of 1.6 points. And 3 months backward moving average increased for 0.90 points, and 7 months backward moving average increased for 0.86 points. So the Assessment of Coincident Index was "Improving" (The same as the previous month)

The Leading Index was 107.1, a decrease of 1.4 points, and the Lagging Index was 118.5, an increase of 1.4 points.

Labour Force Survey (April)

Friday, May 30, released by the Ministry of Internal Affairs and Communications

The unemployment rate (seasonally adjusted) was 3.6%, unchanged from the previous month. That for men was 3.8%, increased by 0.1 point from the previous month and that for women was 3.4%, unchanged from the previous month.

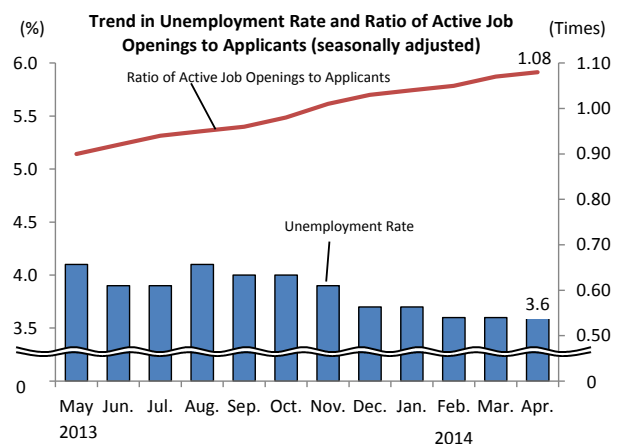
The number of unemployed persons (seasonally adjusted) was 2.36 million, unchanged from the previous month.

The number of employees (seasonally adjusted) was 55.59 million, decreased by 270 thousand from the previous month.

Report on Employment Service (April)

Friday, May 30, released by the Ministry of Health, Labour and Welfare

The ratio of active job openings to applicants (seasonally adjusted) was 1.08, increased by 0.01 point from the previous month.



Family Income and Expenditure Survey (April)

Friday, May 30, released by the Ministry of Internal Affairs and Communications

The average monthly income for a worker's household with 2 or more family members was decreased by 7.1% in real terms from the same month a year before.

With regard to change over the year of wages & salaries, household heads was -4.9% in real terms from the previous year, spouse of household was -7.3% in real terms from the previous year and other household members was -45.5% in real terms from the previous year.

The average monthly consumption expenditures for a worker's household with 2 or more family members was decreased by 6.9% in real terms from the same month a year before.

Consumer Price Index (April)

Friday, May 30, released by the Ministry of Internal Affairs and Communications

The consumer price index for Japan in April 2014 was 103.1(2010=100), up 3.4% over the year. Omitting Fresh food, the comprehensive index was 103.0, up 3.2% over the year.

The consumer price index for Ku-area of Tokyo in May 2014(preliminary) was 102.1(2010=100), up 3.1% over the year. Omitting Fresh food, the comprehensive index was 102.0, up 2.8% over the year.

Indices of Industrial Production (April)

Friday, May 30, released by the Ministry of Economy, Trade and Industry

The index of industrial production (seasonally adjusted, 2010=100) decreased by 2.5% from the previous month.

According to the Survey of Production Forecast in Manufacturing, Production is expected to increase in May and decrease in June. The Synthetic judgment is “Industrial Production appears to be flat.” (In the previous month, “Industrial Production continues to show an upward movement.”)

Monthly Survey on Service Industries (Preliminary Report in March)

Friday, May 30, released by the Ministry of Internal Affairs and Communications

The monthly sales amount of service industry by industry of business activity in March 2014 was 35.7 trillion yen, an increase of 5.3 % from the same month the year before. The total number of persons working at the location of establishment in the industry by industry of establishment and enterprise, etc. was 28,420 thousand person, an increase of 1.0% from the same month the year before.

The Status of Implementation of Individual Labor Dispute Resolutions Systems in FY2013

Friday, May 30, released by the Ministry of Health, Labour and Welfare

Preliminary Results of Survey on the Trends in Wage Hikes at Enterprises 2014

Friday, May 30, released by the Ministry of Economy, Trade and Industry

Monthly Labour Survey (Preliminary Report in April)

Tuesday, June 3, released by the Ministry of Health, Labour and Welfare

Total amount of cash earnings increased by 0.9% and contractual cash earnings increased by 0.2% (regular employees 0.6%, part-time workers 0.7%) from a year earlier.

Special cash earnings increased by 20.5% from a year earlier. Scheduled cash earnings decreased by 0.2% and non-scheduled cash earnings increased by 5.1%. Real wage (total) decreased by 3.1%, from a year earlier.

Non-scheduled hours worked by manufacturing industry workers at business establishments with 5 or more employees decreased by 2.7% from the previous month (seasonally adjusted).

Other Reports

Monthly Economic Report (May)

Friday, May 23, released by the Cabinet Office

The Japanese economy is on a moderate recovery trend, while some weak movements are seen lately due to a reaction after a last-minute rise in demand before a consumption tax increase. (The same as the previous month)

* Private consumption shows weakness lately due to a reaction after a last-minute rise in demand before a consumption tax increase. (The same as the previous month)

* Business investment is increasing. (In the previous month, “Business investment is picking up.”)

* Exports are flat. (The same as the previous month)

* Industrial production is in a weak tone with a reaction after a last-minute rise in demand before a consumption tax increase. (In the previous month, “Industrial production is almost flat with a reaction after a last-minute rise in demand before a consumption tax increase.”)

* Corporate profits are improving. Firms' judgment on current business conditions shows cautiousness lately. However, the judgment about the immediate future is improving. (In the previous month, “Firms' judgment on current business conditions is broadly improving. However, firms are cautious about the immediate

future.”)

* The employment situation is improving steadily. (The same as the previous month)

* Consumer prices are rising moderately. (The same as the previous month)

Monthly Economic Labour Report (May)

Tuesday, May 27, released by the Ministry of Health, Labour and Welfare

The employment situation is improving steadily. (The same as the previous month)

We have also compiled the "**Main Labor Economics Indicators**", which summarizes indexes relating to the labour economy. Please go to "<https://www.jil.go.jp/english/estatis/esaikin/esaikin.html>"

EDITED BY Research and Statistical Information Analysis Department, The Japan Institute for Labour Policy and Training