



Recent Statistical Survey Reports

January 2014

[Wednesday, January 1 – Wednesday, February 5]

Statistical Survey Reports

Survey on Public Assistance Recipients (October)

Wednesday, January 8, released by the Ministry of Health, Labour and Welfare

The number of households of welfare recipients in October was 1,594,729 and the number of welfare recipients was 2,164,338.

Basic Survey on Wage Structure by Prefectures (Preliminary Report, 2013)

Thursday, January 16, released by the Ministry of Health, Labour and Welfare

The wage (*) was the highest in Tokyo (364,600 yen), followed by Kanagawa (325,000 yen) and Oosaka (315,400 yen). On the other hand, the wage was the lowest in Miyazaki (227,700 yen), followed by Okinawa (228,400 yen) and Iwate (229,100 yen).

(*) The average scheduled cash earnings in June 2013

Monthly Labour Survey (Final Report in November)

Friday, January 17, released by the Ministry of Health, Labour and Welfare

Total amount of cash earnings (for business establishments with 5 or more employees) increased by 0.6% from a year earlier, and contractual cash earnings decreased by 0.1% from a year earlier (regular employees 0.7%, part-time workers -0.4%).

Special cash earnings increased by 12.0% from a year earlier. Scheduled cash earnings decreased by 0.6% and non-scheduled cash earnings increased by 5.8% from a year earlier. Real wage (total) decreased by 1.4% from a year earlier.

Non-scheduled hours worked by manufacturing industry workers at business establishments with 5 or more employees increased by 2.3% from the previous month (seasonally adjusted).

The Result of Year-end Bonus Negotiations among Major Private Enterprises (2013)

Friday, January 17, released by the Ministry of Health, Labour and Welfare

The amount of agreed year-end bonus of 347 major business establishments with the capital one billion yen or more and the labour union belonged by 1,000 employees or more was 761,364 yen, an increase of 22,069 yen (2.99%) from a year earlier.

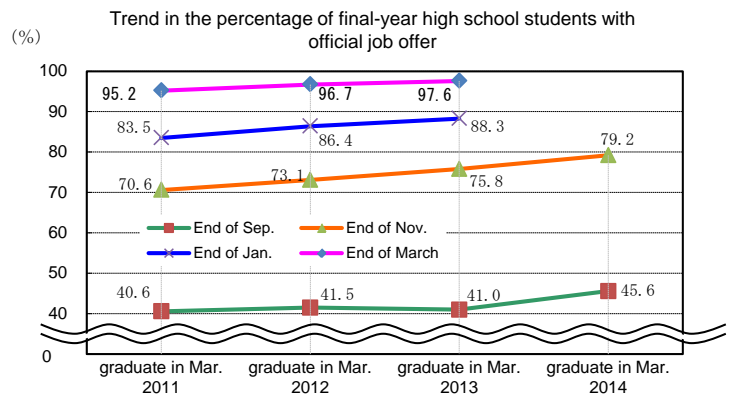
Survey on Situation of Preliminary Job Offers for New Graduate (Senior and Junior High School) (End of November, 2013)

Tuesday January 21, released by the Ministry of Health, Labour and Welfare

The ratio of final-year senior high school students with preliminary job offers was 79.2%, an increase of 3.4 points from the same period of the previous year.

The ratio of job openings to applicants for final-year senior high school students was 1.39, 0.21 points higher than the same period of the previous year.

The ratio of job openings to applicants for final-year junior high school students was 0.76, 0.27 points higher than the same period of the previous year.



Survey on Situation of Preliminary Job Offers for New Graduate in Mar.2014 (University, etc.) (December 1, 2013)

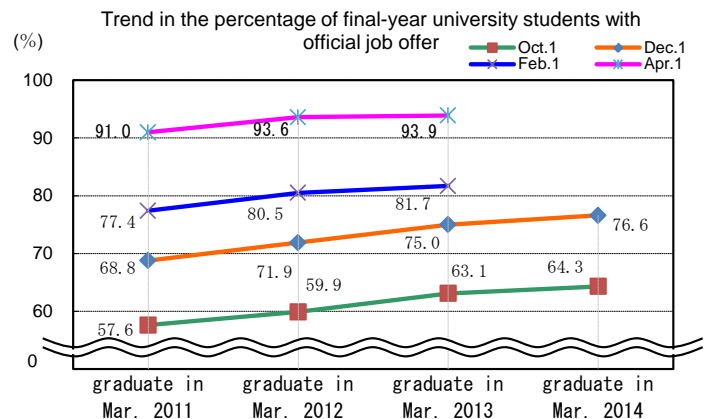
Tuesday, January 21, released by the Ministry of Health, Labour and Welfare

The ratio of final-year university students who got an official job offer to applicants was 76.6%, increased by 1.6 points from the same period a year earlier.

That of final-year junior college students (female only) was 58.6%, decreased by 0.7 points from the same period a year earlier.

That of final-year technology college students (male only) was 98.7%, decreased by 0.5 points from the same period a year earlier.

That of final-year vocational school students was 60.6%, decreased by 2.4 points from the same period a year earlier.



Indexes of Business Conditions November 2013 (Revised Release)

Wednesday, January 22, released by the Cabinet Office

The Coincident Index of Composite Index (CI, revised figures, 2010=100) in November was 110.7, an increase of 1.3 points. And 3 months backward moving average increased for 0.97 points, and 7 months backward moving average increased for 0.69 points. So the Assessment of Coincident Index was "Improving" (The same as the previous month)

The Leading Index was 111.1, an increase of 1.3 points, and the Lagging Index was 114.1, an increase of 1.5 points.

Labour Force Survey (December and 2013)

Friday, January 31, released by the Ministry of Internal Affairs and Communications

The unemployment rate (seasonally adjusted) was 3.7%, decreased by 0.3 point from the previous month. That for men was 3.8%, decreased by 0.3 point from the previous month and that for women was 3.5%, decreased by 0.2 point from the previous month.

The number of unemployed persons (seasonally adjusted) was 2.41 million, decreased by 200 thousand from the previous month.

The number of employees (seasonally adjusted) was 55.78 million, decreased by 10 thousand from the previous month.

The average unemployment rate in 2013 was 4.0%, decreased by 0.3 point from the previous year.

The average number of unemployed persons in 2013 was 2.65 million, decreased by 200 thousand from the

previous year.

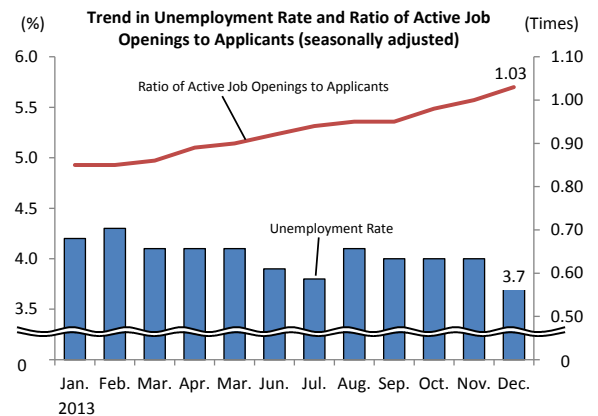
The average number of employees in 2013 was 55.53 million, increased by 490 thousand from the previous year.

Report on Employment Service (December and 2013)

Friday, January 31, released by the Ministry of Health, Labour and Welfare

The ratio of active job openings to applicants (seasonally adjusted) was 1.03, increased by 0.03 point from the previous month.

The average ratio of active job openings to applicants in 2013 was 0.93, increased by 0.13 point from the previous year.



Family Income and Expenditure Survey (December)

Friday, January 31, released by the Ministry of Internal

Affairs and Communications

The average monthly income for a worker's household with 2 or more family members was decreased by 1.7% in real terms from the same month a year before.

With regard to change over the year of wages & salaries, household heads was 0.6% in real terms from the previous year, spouse of household was -12.0% in real terms from the previous year and other household members was -14.0% in real terms from the previous year.

The average monthly consumption expenditures for a worker's household with 2 or more family members was decreased by 2.3% in real terms from the same month a year before.

Indices of Industrial Production (December)

Friday, January 31, released by the Ministry of Economy, Trade and Industry

The index of industrial production (seasonally adjusted, 2010=100) increased by 1.1% from the previous month.

According to the Survey of Production Forecast in Manufacturing, Production is expected to increase in January and February. The Synthetic judgment is "Industrial Production continues to show an upward movement." (The same as the previous month)

Consumer Price Index (December and 2013)

Friday, January 31, released by the Ministry of Internal Affairs and Communications

The consumer price index for Japan in December 2013 was 100.9(2010=100), up 1.6% over the year. Omitting Fresh food, the comprehensive index was 100.6, up 1.3% over the year.

Japan's all items index of consumer prices in 2013 was 100.0(2010=100), up 0.4% over the year. Omitting Fresh food, the comprehensive index was 100.1, up 0.4% over the year.

The consumer price index for Ku-area of Tokyo in January 2014(preliminary) was 99.2(2010=100), up 0.7% over the year. Omitting Fresh food, the comprehensive index was 99.0, up 0.7% over the year.

Report on Situation of Foreign Employees (End of October 2013)

Friday, January 31, released by the Ministry of Health, Labour and Welfare

The number of foreign employees was 717,504 (an increase of 5.1% from the previous year) as of end of October 2013 and the number of business establishments hired foreign employees was 126,729 (an increase of 5.8% from the previous year).

By nationality of the employees, "China" accounted for the highest 42.4%, followed by "Brazil" (13.3%) and "Philippines" (11.2%).

Monthly Survey on Service Industries (Preliminary Report in November)

Friday, January 31, released by the Ministry of Internal Affairs and Communications

The monthly sales amount of service industry by industry of business activity in November 2013 was 28.6 trillion yen, an increase of 0.9 % from the same month the year before. The total number of persons working at the location of establishment in the industry by industry of establishment and enterprise, etc. was 28,270 thousand person, an increase of 0.1% from the same month the year before.

Monthly Labour Survey (Preliminary Report in December and 2013)

Wednesday, February 5, released by the Ministry of Health, Labour and Welfare

Total amount of cash earnings increased by 0.8% and contractual cash earnings increased by 0.2% (regular employees 0.4%, part-time workers 0.1%) from a year earlier.

Special cash earnings increased by 1.4% from a year earlier. Scheduled cash earnings decreased by 0.2% and non-scheduled cash earnings increased by 4.6%. Real wage (total) decreased by 1.1%, from a year earlier.

Non-scheduled hours worked by manufacturing industry workers at business establishments with 5 or more employees increased by 0.5% from the previous month (seasonally adjusted).

Total amount of cash earnings in 2013 unchanged and contractual cash earnings decreased by 0.4% (regular employees 0.2%, part-time workers -0.4%) from a year earlier.

Special cash earnings increased by 2.1% from a year earlier. Scheduled cash earnings decreased by 0.6%, non-scheduled cash earnings increased by 1.8%. Real wage (total) decreased by 0.5% from the previous year.

The number of total hours worked in 2013 decreased by 1.0% from the previous year.

The rate of part-time workers in 2013 was 29.41%, an increase of 0.64 point from the previous year.

Survey on Public Assistance Recipients (November)

Wednesday, February 5, released by the Ministry of Health, Labour and Welfare

The number of households of welfare recipients in November was 1,595,596 and the number of welfare recipients was 2,164,857.

Other Reports

Monthly Economic Report (January)

Friday, January 17, released by the Cabinet Office

The Japanese economy is recovering at a moderate pace. (In the previous month, “The Japanese economy is on the way to recovery at a moderate pace.”)

* Exports are in a weak tone recently. Industrial production is increasing at a moderate pace. (The same as the previous month)

* Corporate profits are improving. Business investment is picking up. (In the previous month, “Business investment shows movements of picking up, mainly among non-manufacturing industries.”)

* Firms' judgment on current business conditions is broadly improving. (The same as the previous month)

* The employment situation is improving. (The same as the previous month)

* Private consumption is increasing, showing a last-minute rise in demand before a consumption tax increase in some sectors. (In the previous month, “Private consumption is picking up.”)

* Prices hold firm. (The same as the previous month)

Monthly Economic Labour Report (January)

Friday, January 17, released by the Ministry of Health, Labour and Welfare

The employment situation is improving. (The same as the previous month)

We have also compiled the "**Main Labor Economics Indicators**", which summarizes indexes relating to the labour economy. Please go to "<https://www.jil.go.jp/english/estatis/esaikin/esaikin.html>"

EDITED BY Research and Statistical Information Analysis Department, The Japan Institute for Labour Policy and Training