



Recent Statistical Survey Reports

June 2013

[Wednesday, June 5 – Tuesday, July 2]

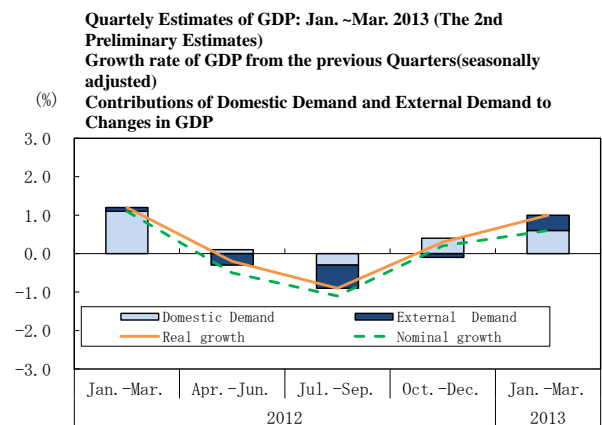
Statistical Survey Reports

National Accounts (The 2nd Preliminary Estimates Jan.-Mar. 2013)

Monday, June 10, released by the Cabinet Office

Real GDP (Gross Domestic Product) growth rate (Seasonally Adjusted) was 1.0% (4.1% on annual basis), an increase of 0.1 points (0.6 points on annual basis) from the 1st preliminary estimates.

Of real GDP growth rate, 0.6% was contributed by domestic demand and 0.4% by external demand.



Survey on Labor Economic Trend (May 2013)

Monday, June 10, released by the Ministry of Health, Labour and Welfare

By the judgment of employment surplus or shortage DI as of May 1, 2013, regarding the trend of the sense of employment surplus or shortage, in the total of industries surveyed, regular employees accounted for 10 (12 in the previous survey) and the DI shows shortage for 8 consecutive terms. And, that of part-time workers accounted for 18 (16 in the previous survey) and the DI shows shortage for 15 consecutive terms.

Survey on Public Assistance Recipients (March)

Wednesday, June 12, released by the Ministry of Health, Labour and Welfare

The number of households of welfare recipients in March was 1,578,628 and the number of welfare recipients was 2,161,053.

Monthly Labour Survey (Final Report in April)

Tuesday, June 18, released by the Ministry of Health, Labour and Welfare

Total amount of cash earnings (for business establishments with 5 or more employees) unchanged from a year earlier, and contractual cash earnings decreased by 0.2% from a year earlier.

Scheduled cash earnings decreased by 0.2%, non-scheduled cash earnings increased by 0.5%, and special cash earnings increased by 4.8% from a year earlier. Real wage (total) increased by 0.7% from a year earlier.

Non-scheduled hours worked by manufacturing industry workers at business establishments with 5 or more employees increased by 2.7% from the previous month (seasonally adjusted).

Survey on Collective Bargainings and Labour Disputes (2012)

Tuesday, June 18, released by the Ministry of Health, Labour and Welfare

For last 3 years, the ratio of labour unions “conducted collective bargaining” was 66.6% (the last survey

of 2007, 69.5%).

As for the ratio of labour unions by items regarding subject of collective bargaining, “Revision of wages amount” was 52.8%, “Wage system” was 37.9%, “Unscheduled work hours and days off” was 24.1% and so on.

Indexes of Business Conditions April 2013 (Revised Release)

Thursday, June 20, released by the Cabinet Office

The Coincident Index of Composite Index (CI, revised figures, 2005=100) in April was 95.3, an increase of 0.7 points. And 3 months backward moving average increased for 0.80 points, and 7 months backward moving average increased for 0.50 points. So the Assessment of Coincident Index was “Halting to fall.” (The same as the previous month)

The Leading Index was 99.0, an increase of 1.3 points, and the Lagging Index was 87.9, a decrease of 0.1 points.

Workers’ compensation for Brain and Heart Disease and mental disability (FY2012)

Friday, June 21, released by the Ministry of Health, Labour and Welfare

Regarding the situation of workers’ compensation for brain and heart disease, the number of claim was 842, a decrease of 56 from the previous fiscal year, and the number of grant decision was 338, an increase of 28 from the previous fiscal year.

As for mental disability, the former was 1,257, a decrease of 15 from the previous fiscal year and the latter was 475, an increase of 150 from the previous fiscal year.

(*)The number of grant decision was the number of the cases resulting from employment and including the cases that claimed before FY 2012.

Consumer Price Index (May)

Friday, June 28, released by the Ministry of Internal Affairs and Communications

The consumer price index for Japan in May 2013 was 99.8(2010=100), down 0.3% over the year. Omitting Fresh food, the comprehensive index was 100.0, the same level as the previous year.

The consumer price index for Ku-area of Tokyo in June 2013(preliminary) was 98.9(2010=100), the same level as the previous year. Omitting Fresh food, the comprehensive index was 99.2, up 0.2% over the year.

Labour Force Survey (May)

Friday, June 28, released by the Ministry of Internal Affairs and Communications

The unemployment rate (seasonally adjusted) was 4.1%, unchanged from the previous month. That for men was 4.2%, decreased by 0.1 point from the previous month and that for women was 3.9%, increased by 0.1 point from the previous month.

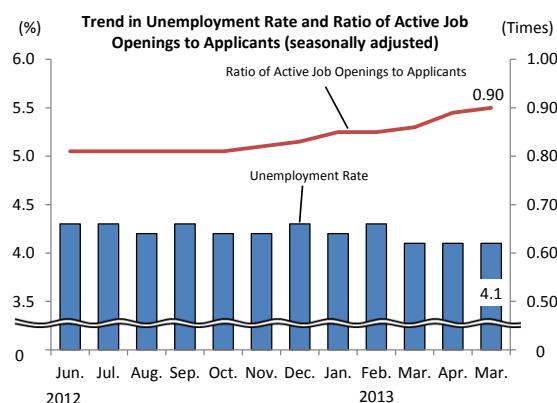
The number of unemployed persons (seasonally adjusted) was 2.70 million, decreased by 10 thousand from the previous month.

The number of employees (seasonally adjusted) was 55.48 million, increased by 30 thousand from the previous month.

Report on Employment Service (May)

Friday, June 28, released by the Ministry of Health, Labour and Welfare

The ratio of active job openings to applicants (seasonally adjusted) was 0.90, increased by 0.01 point from the previous month.



Family Income and Expenditure Survey (May)

Friday, June 28, released by the Ministry of Internal Affairs and Communications

The average monthly income for a worker's household with 2 or more family members was increased by 1.5% in real terms from the same month a year before.

With regard to the income contributing to increase – decrease rate, contribution of income earned by head of household accounted for -0.21 %, partner's income accounted for 1.04%, other household members' income accounted for 0.20% and so on.

The average monthly consumption expenditures for a worker's household with 2 or more family members was increased by 1.4% in real terms from the same month a year before.

Indices of Industrial Production (May)

Friday, June 28, released by the Ministry of Economy, Trade and Industry

The index of industrial production (seasonally adjusted, 2010=100) increased by 2.0% from the previous month.

According to the Survey of Production Forecast in Manufacturing, Production is expected to decrease in June and to increase in July. The Synthetic judgment is "Industrial Production shows signs of picking up at a moderate pace." (The same as the previous month)

Monthly Survey on Service Industries (Preliminary Report in April)

Friday, June 28, released by the Ministry of Internal Affairs and Communications

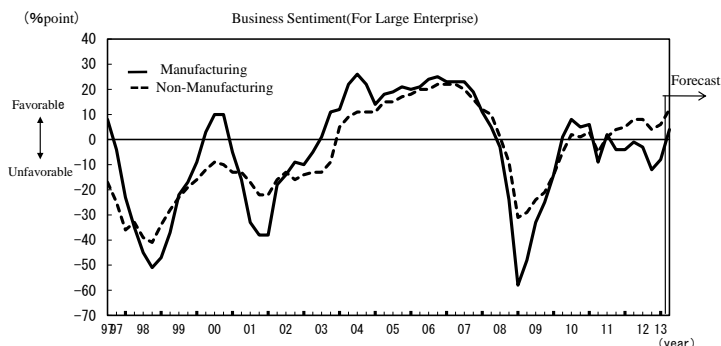
The monthly sales amount of service industry by industry of business activity in April 2013 was 28.1 trillion yen, a decrease of 0.1 % from the same month the year before. The total number of persons working at the location of establishment in the industry by industry of establishment and enterprise, etc. was 28,360 thousand person, an increase of 1.3% from the same month the year before.

TANKAN (Short-Term Economic Survey of Enterprises) (June)

Monday, July 1, released by the Bank of Japan

The Diffusion Index (DI) ("Favorable"- "Unfavorable") for business conditions in large enterprises of the manufacturing was 4% point (-8 in the previous quarter and forecast 10 in the coming quarter), and the non-manufacturing DI was 12%point (6 in the previous quarter and forecast 12 in the coming quarter).

The Diffusion Index (DI) ("Excessive"- "Insufficient") for employment conditions in large enterprises of all industries was 2 % point (3 in the previous quarter and forecast -1 in the coming quarter).



Monthly Labour Survey (Preliminary Report in May)

Tuesday, July 2, released by the Ministry of Health, Labour and Welfare

Total amount of cash earnings (for business establishments with 5 or more employees) unchanged from a year earlier and contractual cash earnings decreased by 0.2% from a year earlier.

Scheduled cash earnings decreased by 0.2%, non-scheduled cash earnings decreased by 0.1%, and special cash earnings increased by 4.5% from a year earlier. Real wage (total) increased by 0.4%, from a year earlier.

Non-scheduled hours worked by manufacturing industry workers at business establishments with 5 or more employees decreased by 1.9% from the previous month (seasonally adjusted).

Other Reports

Monthly Economic Report (June)

Thursday, June 13, released by the Cabinet Office

The Japanese economy is picking up steadily. (In the previous month, “The Japanese economy is picking up slowly.”)

* Exports show movements of picking up. Industrial production is picking up. (In the previous month, “Exports show signs of picking up. Industrial production is picking up slowly.”)

* Corporate profits are improving, mainly among manufacturers. Business investment is starting to level off. (In the previous month, “Corporate profits show movements of improvement, mainly among large firms.”)

* Firms' judgment on current business conditions shows signs of improvement. (The same as the previous month)

* The employment situation is improving, although some severe aspects remain. (In the previous month, “The employment situation shows signs of improvement recently, although some severe aspects still remain.”)

* Private consumption is picking up. (The same as the previous month)

* Recent price developments indicate that the Japanese economy is in a mild deflationary phase, while signs of change can be seen in some areas recently. (The same as the previous month)

Monthly Economic Labour Report (June)

Friday, June 14, released by the Ministry of Health, Labour and Welfare

The employment situation is improving, although some severe aspects remain. (In the previous month, “The employment situation shows signs of improvement recently, although some severe aspects still remain.”)

We have also compiled the "Main Labor Economics Indicators", which summarizes indexes relating to the labour economy. Please go to "<https://www.jil.go.jp/english/estatis/esaikin/esaikin.html>"
EDITED BY Research and Statistical Information Analysis Department, The Japan Institute for Labour Policy and Training