



# Recent Statistical Survey Reports

March 2013

[Wednesday, March 6 – Tuesday, April 2]

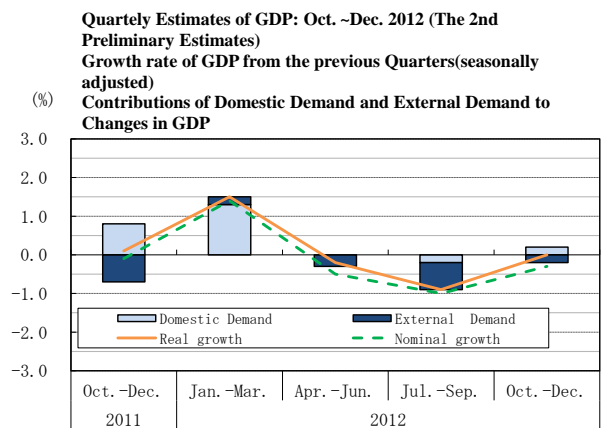
## Statistical Survey Reports

### National Accounts (The 2nd Preliminary Estimates Oct.-Dec. 2012)

Friday, March 8, released by the Cabinet Office

Real GDP (Gross Domestic Product) growth rate (Seasonally Adjusted) was 0.0% (0.2% on annual basis), an increase of 0.1 points (0.6 points on annual basis from the 1st preliminary estimates.

Of real GDP growth rate, 0.2% was contributed by domestic demand and -0.2% by external demand.



### Survey on Labor Economic Trend (February 2013)

Tuesday, March 12, released by the Ministry of Health, Labour and Welfare

By the judgment of employment surplus or shortage DI as of February 1, 2013, regarding the trend of the sense of employment surplus or shortage, in the total of industries surveyed, regular employees accounted for 12 (14 in the previous survey) and the DI shows shortage for 7 consecutive terms. And, that of part-time workers accounted for 16 (16 in the previous survey) and the DI shows shortage for 14 consecutive terms.

### Survey on Public Assistance Recipients (December)

Wednesday, March 13, released by the Ministry of Health, Labour and Welfare

The number of households of welfare recipients in December was 1,570,823 and the number of welfare recipients was 2,151,165.

### The 7th Longitudinal Survey of Middle and Elderly Persons

Thursday, March 14, released by the Ministry of Health, Labour and Welfare

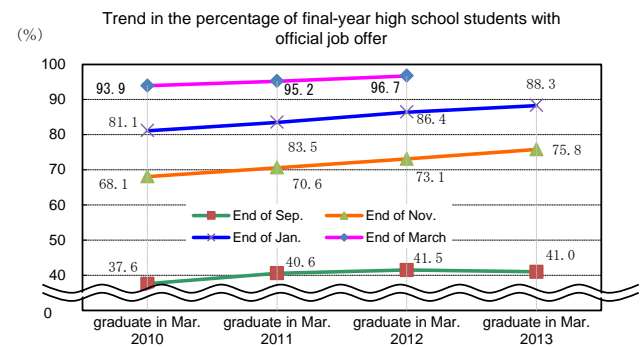
## Survey on Situation of Preliminary Job Offers for New Graduate (Senior and Junior High School) (End of January, 2013)

Friday March 15, released by the Ministry of Health, Labour and Welfare

The ratio of final-year senior high school students with preliminary job offers was 88.3%, an increase of 1.9 points from the same period of the previous year.

The ratio of job openings to applicants for final-year senior high school students was 1.29, 0.08 points higher than the same period of the previous year.

The ratio of job openings to applicants for final-year junior high school students was 0.83, 0.19 points higher than the same period of the previous year.



## Survey on Situation of Preliminary Job Offers for New Graduate in Mar.2013 (University, etc.) (February 1, 2013)

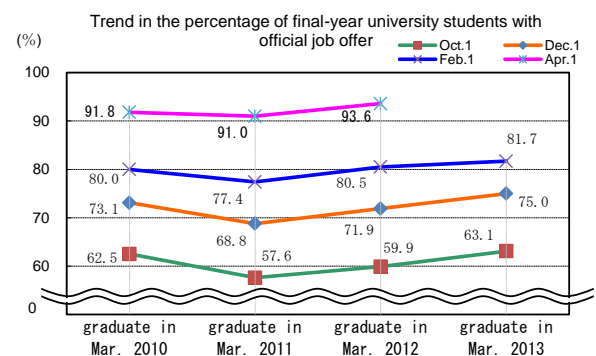
Friday, March 15, released by the Ministry of Health, Labour and Welfare

The ratio of final-year university students who got an official job offer to applicants was 81.7%, increased by 1.2 points from the same period a year earlier.

That of final-year junior college students (female only) was 78.8%, increased by 11.9 points from the same period a year earlier.

That of final-year technology college students (male only) was 99.2%, increased by 1.2 points from the same period a year earlier.

That of final-year vocational school students was 78.5%, increased by 1.0 points from the same period a year earlier.



## Monthly Labour Survey (Final Report in December)

Monday, March 18, released by the Ministry of Health, Labour and Welfare

Total amount of cash earnings (for business establishments with 5 or more employees) increased by 0.1% from a year earlier, and contractual cash earnings decreased by 0.7% from a year earlier.

Scheduled cash earnings decreased by 0.7%, non-scheduled cash earnings decreased by 1.5%, and special cash earnings increased by 22.1% from a year earlier. Real wage (total) increased by 0.4% from a year earlier.

Non-scheduled hours worked by manufacturing industry workers at business establishments with 5 or more employees increased by 0.4% from the previous month (seasonally adjusted).

## Indexes of Business Conditions January 2013 (Revised Release)

Tuesday, March 19, released by the Cabinet Office

The Coincident Index of Composite Index (CI, revised figures, 2005=100) in January was 91.6, a decrease of 0.3 points. And 3 months backward moving average increased for 0.33 points, and 7 months backward moving average decreased for 0.40 points. So the Assessment of Coincident Index was “Worsening”, but the three-month backward moving average increased for the second consecutive month.” (In the previous month, “Worsening.”, but Coincident Index increased from the previous month for the first time in nine months.”)

The Leading Index was 95.0, an increase of 2.2 points, and the Lagging Index was 85.9, a decrease of 0.7 points.

## Longitudinal Survey of Babies in 21st Century and Longitudinal Survey of Adults in 21st Century

Thursday, March 21, released by the Ministry of Health, Labour and Welfare

## Basic Survey on Human Resource Development (FY2012)

**Tuesday, March 26, released by Ministry of Health, Labour and Welfare**

The ratio of the establishment which answered that there was some problems about human resource development was 68.7%.

The ratio of regular employee who did self-development was 47.7% (43.8% in the previous survey) and that of non-regular employee was 22.1% (19.3% in the previous survey).

## Labour Force Survey (February)

**Friday, March 29, released by the Ministry of Internal Affairs and Communications**

The unemployment rate (seasonally adjusted) was 4.3%, increased by 0.1 point from the previous month. That for men was 4.6%, unchanged from the previous month and that for women was 3.9%, increased by 0.1 point from the previous month.

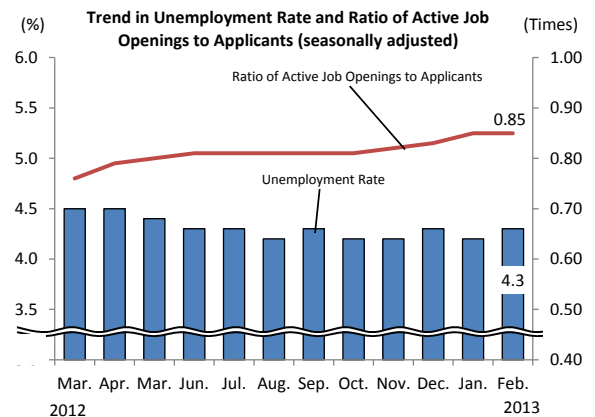
The number of unemployed persons (seasonally adjusted) was 2.84 million, increased by 50 thousand from the previous month.

The number of employees (seasonally adjusted) was 55.33 million, increased by 130 thousand from the previous month.

## Report on Employment Service (February)

**Friday, March 29, released by the Ministry of Health, Labour and Welfare**

The ratio of active job openings to applicants (seasonally adjusted) was 0.85, unchanged from the previous month.



## Family Income and Expenditure Survey (February)

**Friday, March 29, released by the Ministry of Internal Affairs and Communications**

The average monthly income for a worker's household with 2 or more family members was decreased by 0.8% in real terms from the same month a year before.

With regard to the income contributing to increase – decrease rate, contribution of income earned by head of household accounted for -1.60%, partner's income accounted for 1.32%, other household members' income accounted for 0.01% and so on.

The average monthly consumption expenditures for a worker's household with 2 or more family members was increased by 2.7% in real terms from the same month a year before.

## Consumer Price Index (February)

**Friday, March 29, released by the Ministry of Internal Affairs and Communications**

The consumer price index for Japan in February 2013 was 99.2(2010=100), down 0.7% over the year. Omitting Fresh food, the comprehensive index was 99.2, down 0.3% over the year.

The consumer price index for Ku-area of Tokyo in March 2013(preliminary) was 98.5(2010=100), down 1.0% over the year. Omitting Fresh food, the comprehensive index was 98.7, down 0.5% over the year.

## Indices of Industrial Production (February)

**Friday, March 29, released by the Ministry of Economy, Trade and Industry**

The index of industrial production (seasonally adjusted) decreased by 0.1% from the previous month.

According to the Survey of Production Forecast in Manufacturing, Production is expected to increase in March and April. The Synthetic judgment is "Industrial Production has bottomed out and shows some

signs of picking up.” (The same as the previous month)

### Monthly Survey on Service Industries (Preliminary Report in January)

**Friday, March 29, released by the Ministry of Internal Affairs and Communications**

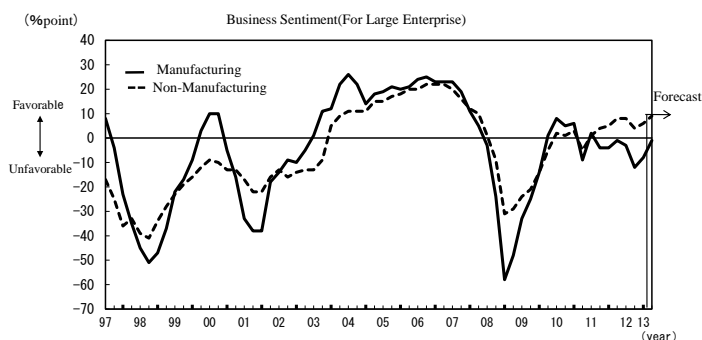
The monthly sales amount of service industry by industry of business activity in January 2013 was 25.6 trillion yen, an increase of 1.3 % from the same month the year before. The total number of persons working at the location of establishment in the industry by industry of establishment and enterprise, etc. was 28,180 thousand person, an increase of 1.2% from the same month the year before.

### TANKAN (Short-Term Economic Survey of Enterprises) (March)

**Monday, April 1, released by the Bank of Japan**

The Diffusion Index (DI) (“Favorable”-“Unfavorable”) for business conditions in large enterprises of the manufacturing was -8%point (-12 in the previous quarter and forecast -1 in the coming quarter), and the non-manufacturing DI was 6%point (4 in the previous quarter and forecast 9 in the coming quarter).

The Diffusion Index (DI) (“Excessive”-“Insufficient”) for employment conditions in large enterprises of all industries was 3 % point (4 in the previous quarter and forecast 1 in the coming quarter).



### Monthly Labour Survey (Preliminary Report in February / Year-end bonus)

**Tuesday, April 2, released by the Ministry of Health, Labour and Welfare**

Total amount of cash earnings (for business establishments with 5 or more employees) decreased by 0.7% from a year earlier and contractual cash earnings decreased by 0.8% from a year earlier.

Scheduled cash earnings decreased by 0.6%, non-scheduled cash earnings decreased by 3.5%, and special cash earnings increased by 8.2% from a year earlier. Real wage (total) unchanged from a year earlier.

Non-scheduled hours worked by manufacturing industry workers at business establishments with 5 or more employees increased by 4.6% from the previous month (seasonally adjusted).

The amount of year-end bonus in 2012 (for business establishments with 5 or more employees) was 365,687yen, decreased by 1.5% from the previous year.

## Other Reports

### Monthly Economic Report (March)

**Friday, March 15, released by the Cabinet Office**

The Japanese economy is showing movements of picking up recently, while weakness can be seen in some areas. (In the previous month, “The Japanese economy is bottoming out, while weakness can be seen in some areas.”)

\* Exports are moderately decreasing recently. Industrial production is showing movements of picking up. (In the previous month, “Industrial production is bottoming out.”)

\* Corporate profits show signs of improvement, mainly among large firms. Business investment is starting to level off. (In the previous month, “Corporate profits show signs of bottoming out, mainly among large firms. Business investment shows weakness.”)

\* Firms' judgment on current business conditions shows signs of improvement. (The same as the previous month)

\* The employment situation shows signs of improvement recently, although some severe aspects still remain. (In the previous month, “The improvement in the employment situation appears to be pausing while some severe aspects still remain.”)

\* Private consumption holds firm. (The same as the previous month)

\* Recent price developments indicate that the Japanese economy is in a mild deflationary phase. (The same as the previous month)

### **Monthly Economic Labour Report (March)**

**Monday, March 18, released by the Ministry of Health, Labour and Welfare**

The employment situation shows signs of improvement recently, although some severe aspects still remain. (In the previous month, “The improvement in the employment situation appears to be pausing while some severe aspects still remain.”)

We have also compiled the "**Main Labor Economics Indicators**", which summarizes indexes relating to the labour economy. Please go to "<https://www.jil.go.jp/english/estatis/esaikin/esaikin.html>"

**EDITED BY Research and Statistical Information Analysis Department, The Japan Institute for Labour Policy and Training**