



Recent Statistical Survey Reports

January 2013

[Saturday, December 29 – Friday, February 1]

Statistical Survey Reports

Basic Survey on Wage Structure by Prefectures (Preliminary Report, 2012)

Thursday, January 10, released by the Ministry of Health, Labour and Welfare

The wage (*) was the highest in Tokyo (365,200 yen), followed by Kanagawa (329,000 yen) and Aichi (311,400 yen). On the other hand, the wage was the lowest in Aomori (227,200 yen), followed by Iwate (231,200 yen) and Okinawa (232,600 yen).

(*) The average scheduled cash earnings in June 2012

Monthly Labour Survey (Final Report in November)

Friday, January 18, released by the Ministry of Health, Labour and Welfare

Total amount of cash earnings (for business establishments with 5 or more employees) decreased by 0.8% from a year earlier, and contractual cash earnings decreased by 0.3% from a year earlier.

Scheduled cash earnings decreased by 0.1%, non-scheduled cash earnings decreased by 1.3%, and special cash earnings decreased by 9.2% from a year earlier. Real wage (total) decreased by 0.7% from a year earlier.

Non-scheduled hours worked by manufacturing industry workers at business establishments with 5 or more employees decreased by 0.4% from the previous month (seasonally adjusted).

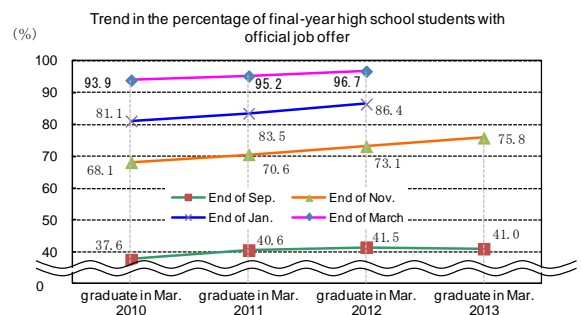
Survey on Situation of Preliminary Job Offers for New Graduate (Senior and Junior High School) (End of November, 2012)

Friday January 18, released by the Ministry of Health, Labour and Welfare

The ratio of final-year senior high school students with preliminary job offers was 75.8%, an increase of 2.7 points from the same period of the previous year.

The ratio of job openings to applicants for final-year senior high school students was 1.18, 0.09 points higher than the same period of the previous year.

The ratio of job openings to applicants for final-year junior high school students was 0.49, 0.05 points higher than the same period of the previous year.



Survey on Situation of Preliminary Job Offers for New Graduate in Mar.2013 (University, etc.) (December 1, 2012)

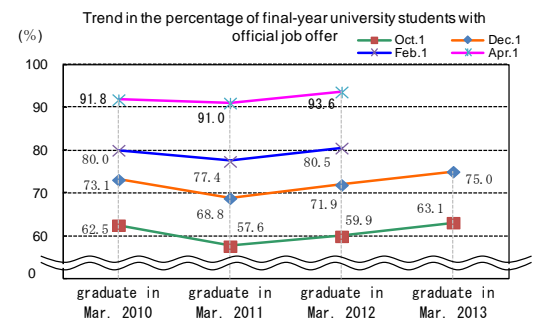
Friday, January 18, released by the Ministry of Health, Labour and Welfare

The ratio of final-year university students who got an official job offer to applicants was 75.0%, increased by 3.1 points from the same period a year earlier.

That of final-year junior college students (female only) was 59.3%, increased by 11.4 points from the same period a year earlier.

That of final-year technology college students (male only) was 99.2%, increased by 2.0 points from the same period a year earlier.

That of final-year vocational school students was 63.0%, increased by 4.4 points from the same period a year earlier.



Survey on Public Assistance Recipients (October)

Monday, January 21, released by the Ministry of Health, Labour and Welfare

The number of households of welfare recipients in October was 1,564,301 and the number of welfare recipients was 2,142,580.

Indexes of Business Conditions November 2012 (Revised Release)

Tuesday, January 22, released by the Cabinet Office

The Coincident Index of Composite Index (CI, revised figures, 2005=100) in November was 90.2, a decrease of 0.5 points. And 3 months backward moving average decreased for 1.00 points, and 7 months backward moving average decreased for 1.00 points. So the Assessment of Coincident Index was "Worsening." (The same as the previous month)

The Leading Index was 92.1, a decrease of 0.7 points, and the Lagging Index was 86.2, a decrease of 0.6 points.

Consumer Price Index (December and 2012)

Friday, January 25, released by the Ministry of Internal Affairs and Communications

The consumer price index for Japan in December 2012 was 99.3(2010=100), down 0.1% over the year. Omitting Fresh food, the comprehensive index was 99.4, down 0.2% over the year.

Japan's all items index of consumer prices in 2012 was 99.7(2010=100), unchanged from the previous year. Omitting Fresh food, the comprehensive index was 99.7, down 0.1% from the previous year.

The consumer price index for Ku-area of Tokyo in January 2013(preliminary) was 98.5(2010=100), down 0.6% over the year. Omitting Fresh food, the comprehensive index was 98.3, down 0.5% over the year.

2012 Economic Census for Business Activity (Preliminary Tabulation)

Tuesday, January 29, released by the Ministry of Internal Affairs and Communications and the Ministry of Economy, Trade and Industry

The number of enterprises, etc. in Japan was 4,096,578 (a decrease of 8.6% from the 2009 Economic Census for Business Frame), sales (income) was 1,302,252,300 million yen and added value was 242,665,800 million yen.

The number of establishments in Japan was 5,804,223 (a decrease of 6.4% from the previous census) and the number of persons engaged was 56,324,000 (a decrease of 3.6% from the previous census).

Report on Situation of Foreign Employees (End of October 2012)

Tuesday, January 29, released by the Ministry of Health, Labour and Welfare

The number of foreign employees was 682,450 (a decrease of 0.6% from the previous year) as of end of October 2012 and the number of business establishments hired foreign employees was 119,731 (an increase of 2.7% from the previous year).

By nationality of the employees, "China" accounted for the highest 43.4%, followed by "Brazil" (14.9%) and "Philippines" (10.7%).

Monthly Labour Survey (Preliminary Report in December and 2012)

Thursday, January 31, released by the Ministry of Health, Labour and Welfare

Total amount of cash earnings (for business establishments with 5 or more employees) decreased by 1.4% from a year earlier and contractual cash earnings decreased by 0.3% from a year earlier.

Scheduled cash earnings decreased by 0.2%, non-scheduled cash earnings decreased by 0.1%, and special cash earnings decreased by 2.5% from a year earlier. Real wage (total) decreased by 1.3% from a year earlier.

Non-scheduled hours worked by manufacturing industry workers at business establishments with 5 or more employees increased by 1.0% from the previous month (seasonally adjusted).

Total amount of cash earnings in 2012 decreased by 0.6% from a year earlier and contractual cash earnings unchanged from a year earlier. Scheduled cash earnings decreased by 0.1%, non-scheduled cash earnings increased by 2.4%, and special cash earnings decreased by 3.1% from a year earlier. Real wage (total) decreased by 0.6% from the previous year.

The number of non-scheduled hours worked by manufacturing industry workers in 2012 increased by 1.6% from the previous year.

The total hour actually worked per year in 2012 by workers at business establishments with 5 or more employees was 1,765 hours.

The number of regular employees employed by establishments with more than 5 employees increased by 0.7% from the previous year. Among them, the number of full-time employee unchanged and that of part-time employee increased by 2.4 % from the previous year.

The Result of Year-end Bonus Negotiations among Major Private Enterprises (2012)

Thursday, January 31, released by the Ministry of Health, Labour and Welfare

The amount of agreed year-end bonus of 354 major business establishments with the capital one billion yen or more and the labour union belonged by 1,000 employees or more was 739,295 yen, a decrease of 2.89% from a year earlier.

Indices of Industrial Production (December)

Thursday, January 31, released by the Ministry of Economy, Trade and Industry

The index of industrial production (seasonally adjusted) increased by 2.5% from the previous month.

According to the Survey of Production Forecast in Manufacturing, Production is expected to increase in January and February. The Synthetic judgment is "Industrial Production shows signs of having bottomed out." (In the previous month, "Industrial Production is on a downward trend.")

Monthly Survey on Service Industries (Preliminary Report in November)

Thursday, January 31, released by the Ministry of Internal Affairs and Communications

The monthly sales amount of service industry in November 2012 was 22.9 trillion yen, an increase of 0.1 % from the same month the year before. The total number of persons working at the location of establishment in the industry was 25.26 million, a decrease of 1.0% from the same month the year before.

Labour Force Survey (December and 2012)

Friday, February 1, released by the Ministry of Internal Affairs and Communications

The unemployment rate (seasonally adjusted) was 4.2%, increased by 0.1 point from the previous month. That for men was 4.5%, increased by 0.2 point from the previous month and that for women was 3.9%, increased by 0.1 point from the previous month.

The number of unemployed persons (seasonally adjusted) was 2.78 million, increased by 70 thousand from the previous month.

The number of employees (seasonally adjusted) was 54.87 million, decreased by 540 thousand from the previous month.

The average unemployment rate in 2012 was 4.3%, decreased by 0.3 point from the previous year.

The average number of unemployed persons in 2012 was 2.85 million, decreased by 170 thousand from the previous year.

The average number of employees in 2012 was 55.04 million, decreased by 40 thousand from the

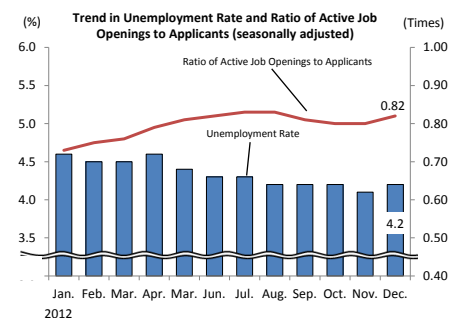
previous year.

Report on Employment Service (December and 2012)

Friday, February 1, released by the Ministry of Health, Labour and Welfare

The ratio of active job openings to applicants (seasonally adjusted) was 0.82, increased by 0.02 point from the previous month.

The average ratio of active job openings to applicants in 2012 was 0.80, increased by 0.15 point from the previous year.



Family Income and Expenditure Survey (December)

Friday, February 1, released by the Ministry of Internal Affairs and Communications

The average monthly income for a worker's household with 2 or more family members was increased by 1.1% in real terms from the same month a year before.

With regard to the income contributing to increase – decrease rate, contribution of income earned by head of household accounted for -1.09 %, partner's income accounted for 1.61%, other household members' income accounted for 0.19% and so on.

The average monthly consumption expenditures for a worker's household with 2 or more family members was increased by 2.2% in real terms from the same month a year before.

Other Reports

Monthly Economic Report (January)

Wednesday, January 23, released by the Cabinet Office

While the Japanese economy shows weakness recently due to deceleration of the world economy, signs of bottoming out can be seen in some areas. (In the previous month, "The Japanese economy shows weakness recently due to deceleration of the world economy.")

* Exports are moderately decreasing recently. Industrial production is showing signs of bottoming out. (In the previous month, "Industrial production is decreasing although its downward trend becomes moderate.")

* Corporate profits are in a weak tone, mainly among manufacturers. Business investment shows weakness. (The same as the previous month)

* While firms' judgment on current business conditions shows cautiousness, signs of improvement can be seen in some areas. (In the previous month, "Firms' judgment on current business conditions shows cautiousness further, mainly among manufactures.")

* The improvement in the employment situation appears to be pausing while some severe aspects still remain. (The same as the previous month)

* Private consumption holds firm recently. (In the previous month, "Private consumption is almost flat.")

* Recent price developments indicate that the Japanese economy is in a mild deflationary phase. (The same as the previous month)

Monthly Economic Labour Report (January)

Friday, January 25, released by the Ministry of Health, Labour and Welfare

The improvement in the employment situation appears to be pausing while some severe aspects still remain. (The same as the previous month)

We have also compiled the "Main Labor Economics Indicators", which summarizes indexes relating to the labour economy. Please go to "<https://www.jil.go.jp/english/estatis/esaikin/esaikin.html>"
EDITED BY Research and Statistical Information Analysis Department, The Japan Institute for Labour Policy and Training