



Recent Statistical Survey Reports

May 2011

[Tuesday, May 3 – Tuesday, May 31]

Statistical Survey Reports

Report on Employment Service for the disabled (FY2010)

Friday, May 13, released by the Ministry of Health, Labour and Welfare

The number of job placements for disabled persons through Public Employment Security Offices was 52,931, an increase of 17.0% from the previous fiscal year. By type of disabilities, that for persons with physical disabilities was 24,241 (an increase of 9.3% from the previous fiscal year), that for persons with intellectual disabilities was 13,164 (an increase of 15.1% from the previous fiscal year) and that for persons with mental disabilities was 14,555 (an increase of 33.2% from the previous fiscal year).

Labor Force Survey: Detailed Tabulation (Jan.-Mar. 2011)(*)

Tuesday, May 17, released by the Ministry of Internal Affairs and Communications

Of the total 49.04 million employed persons (average, in the Jan. - Mar. 2011), the number of the regular staff/employees (excluding board members) decreased by 530 thousand from the previous year to 31.64 million. The number of non-regular staff/employees of the employees was 17.39 million, increased by 1.03 million from the previous year.

Of the total 2.95 million unemployed persons, the number of persons who had been unemployed for 3 months or more was 2.04 million, a decrease of 150 thousand from the previous year. Among them, the number of persons who had been unemployed for 1 year or more was 1.15million, an increase of 90 thousand from the previous year, the number of persons who had been unemployed for 6 ~ 12 months was 510 thousand, a decrease of 130 thousand from the previous year, and the number of persons who had been unemployed for 3 ~ 6 months was 380 thousand, a decrease of 110 thousand from the previous year.

(*)After Jan.-Mar. 2011, the result of the whole Japan except devastated quake-hit prefectures(Iwate, Miyagi and Fukushima) is published.

Monthly Labour Survey (Final Report in March)

Wednesday, May 18, released by the Ministry of Health, Labour and Welfare

Total amount of cash earnings (for business establishments with 5 or more employees) decreased by 0.1% from a year earlier, and contractual cash earnings decreased by 0.6% from a year earlier.

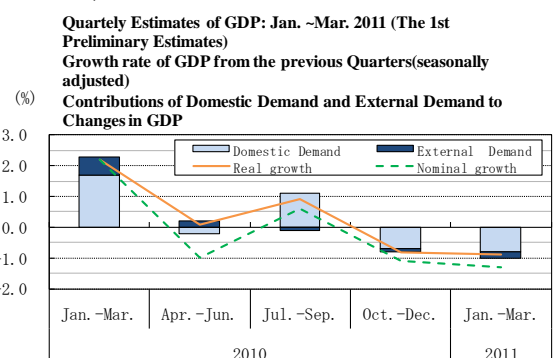
Scheduled cash earnings decreased by 0.8%, non-scheduled cash earnings increased by 1.7%, and special cash earnings increased by 9.3% from a year earlier. Real wage (total) decreased by 0.1% from a year earlier.

Non-scheduled hours worked by manufacturing industry workers at business establishments with 5 or more employees decreased by 6.8% from the previous month (seasonally adjusted).

National Accounts (The 1st Preliminary Estimates Jan.-Mar. 2011)

Thursday, May 19, released by the Cabinet Office

Real GDP (Gross Domestic Product) growth rate (Seasonally Adjusted) at Jan.-Mar.2011 was -0.9% (-3.7% on annual basis). Of real GDP growth rate, -0.8% was contributed by domestic demand and -0.2% by external demand.



Status on Industrial accidents of death cases and significant accidents in 2010

Friday, May 20, released by the Ministry of Health, Labour and Welfare

The number of deaths by industrial accidents in 2010 was 1,195, an increase by 120 people or 11.2% from the previous year. It was the first increase from 1999.

The number of significant accidents in 2010 was 245, an increase by 17 cases or 7.5% from the previous year.

The number of adjustment cases in 2010

Friday, May 20, released by Central Labour Relations Commission, JAPAN

The number of adjustment cases of group labour disputes by Central Labour Relations Commission in 2010 was 566, decreased by 167 cases or 22.8% from the previous year. Among them, the ratio of cases of joint union was 69.8%, showing record high.

The number of conciliation cases of individual labour disputes by 44 Prefectural Labour Relations Commissions in 2010 was 423, decreased by 111 cases or 20.8% from the previous year.

Indexes of Business Conditions March 2011 (Revised Release)

Monday, May 23, released by the Cabinet Office

The Coincident Index of Composite Index (CI, revised figures, 2005=100) in March was 103.5, a decrease of 3.3 points. And 3 months backward moving average decreased for 0.10 points, and 7 months backward moving average increased for 0.11 points. So the Assessment of Coincident Index was "Improving", but the three-month backward moving average went negative due to the Great East Japan Earthquake."

The Leading Index was 100.1, a decrease of 3.9 points, and the Lagging Index was 88.9, a decrease of 1.5 points.

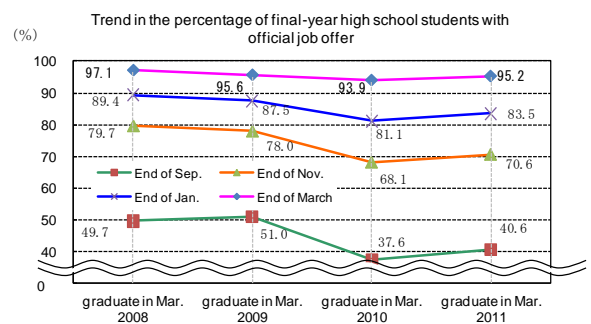
Survey on Situation of Preliminary Job Offers for New Graduate (Senior and Junior High School) (End of March, 2011)

Tuesday, May 24, released by the Ministry of Health, Labour and Welfare

The ratio of final-year senior high school students with preliminary job offers was 95.2%, an increase of 1.3 points from the same period of the previous year.

The ratio of job openings to applicants for final-year senior high school students was 1.24, 0.05 points lower than the same period of the previous year.

The ratio of job openings to applicants for final-year junior high school students was 0.89, 0.01 points lower than the same period of the previous year.



Survey on Situation of Preliminary Job Offers for New Graduate in Mar.2011 (University, etc.) (April 1, 2011)

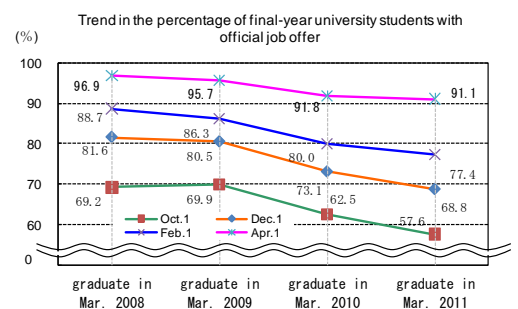
Tuesday, May 24, released by the Ministry of Health, Labour and Welfare

The ratio of final-year university students who got an official job offer to applicants was 91.1%, decreased by 0.7 points from the same period a year earlier.

That of final-year junior college students (female only) was 84.1%, decreased by 4.3 points from the same period a year earlier.

That of final-year technology college students (male only) was 98.5%, decreased by 1.0 points from the same period a year earlier.

That of final-year vocational school students was 86.1%, decreased by 1.3 points from the same period a year earlier.



Consumer Price Index (April)

Friday, May 27, released by the Ministry of Internal Affairs and Communications

The Consumer Price Index was 99.9, increased by 0.3% from the same month the year before. Omitting Fresh food, the comprehensive index was 99.8, an increase of 0.6% from the same month the year before.

And in the ward –areas of Tokyo in May (preliminary report), the former accounted for 99.0, a decrease of 0.1% from the same month the year before. The latter accounted for 99.0, an increase of 0.1% from the same month the year before.

The situation on employment due to the Great East Japan Earthquake

Tuesday, May 31, released by the Ministry of Health, Labour and Welfare

The number of active openings in three disaster prefectures (Iwate, Miyagi and Fukushima) on May 27 was 51,209. (Iwate: 11,313, Miyagi: 23,016, Fukushima: 16,880)

The number of active openings for disaster victims on May 27 was 41,731. (Iwate: 562, Miyagi: 1,893, Fukushima: 1,648)

The number of active applications of disaster victims on May 27 was 38,942. (Iwate: 7,751, Miyagi: 22,535, Fukushima: 8,656)

The number of employment consultation of three disaster prefectures was 301,827 (March 28-May 22).

The number of separation notices of three disaster prefectures from March 12 to May 26 was 114,608, 2.3 times the previous year. (Iwate: 24,113 (1.9 times), Miyagi: 49,851 (2.3 times), Fukushima: 40,644 (2.7 times))

The number of claims allowed of three disaster prefectures from March 12 to May 26 was 73,385, 2.9 times the previous year. (Iwate: 15,533 (2.4 times), Miyagi: 34,322 (3.3 times), Fukushima: 23,530 (2.9 times))

Indices of Industrial Production (April)

Tuesday, May 31, released by the Ministry of Economy, Trade and Industry

The index of industrial production (seasonally adjusted) increased by 1.0% from the previous month.

According to the Survey of Production Forecast in Manufacturing, Production is expected to increase in May and June. The Synthetic judgment is “Industrial Production appears sluggish at low level due to the Great East Japan Earthquake. However, it is expected to recover gradually.”

Family Income and Expenditure Survey (April)

Tuesday, May 31, released by the Ministry of Internal Affairs and Communications

The average monthly income for a worker’s household with 2 or more family members was decreased by 4.8% in real terms from the same month a year before.

With regard to the income contributing to increase – decrease rate, contribution of income earned by head of household accounted for -2.24 %, partner’s income accounted for -1.63%, other household members’ income accounted for 0.07% and so on.

The average monthly consumption expenditures for a worker’s household with 2 or more family members was decreased by 2.6% in real terms from the same month a year before.

Labour Force Survey (April)^(*)

Tuesday, May 31, released by the Ministry of Internal Affairs and Communications

The unemployment rate (seasonally adjusted) was 4.7%, increased by 0.1 point from the previous month. That for men was 5.0%, unchanged from the previous month and that for women was 4.2%, increased by 0.1 point from the previous month.

The number of unemployed persons (seasonally adjusted) was 2.92 million, increased by 20 thousand from the previous month.

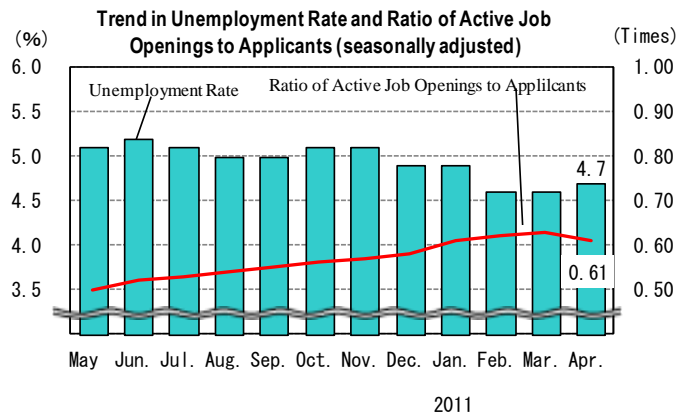
The number of employees (seasonally adjusted) decreased by 90 thousand from the previous month to 52.31 million.

(*)After March 2011, the result of the whole Japan except devastated quake-hit prefectures(Iwate, Miyagi and Fukushima) is published.

Report on Employment Service (April)

Tuesday, May 31, released by the Ministry of Health, Labour and Welfare

The ratio of active job openings to applicants (seasonally adjusted) was 0.61, decreased by 0.02 point from the previous month.



Monthly Labour Survey (Preliminary Report in April)

Tuesday, May 31, released by the Ministry of Health, Labour and Welfare

Total amount of cash earnings (for business establishments with 5 or more employees) decreased by 1.4% from a year earlier, and contractual cash earnings decreased by 0.9% from a year earlier.

Scheduled cash earnings decreased by 0.7%, non-scheduled cash earnings decreased by 3.4%, and special cash earnings decreased by 15.8% from a year earlier. Real wage (total) decreased by 1.9% from a year earlier.

Non-scheduled hours worked by manufacturing industry workers at business establishments with 5 or more employees decreased by 8.3% from the previous month (seasonally adjusted).

Monthly Survey on Service Industries (Preliminary Report in March)^(*)

Tuesday, May 31, released by the Ministry of Internal Affairs and Communications

The monthly sales amount of service industry in March 2011 was 23.4 trillion yen, a decrease of 9.9 % from the same month the year before. The total number of persons employed in the industry was 24.03 million, a decrease of 2.0% from the same month the year before. Among the service industry, the monthly sales amount of employment placement and worker dispatching business was 327.716 billion yen, a decrease of 6.1% from the same month the year before, and the number of persons employed totaled 170 thousand, a decrease of 24.2% from the same month the year before.

(*)The result of March, 2011 is estimated excluding the Great East Japan Earthquake-hit four prefectures (Iwate, Miyagi, Fukushima and Ibaraki). Therefore, the result of March, 2010 excluding same four prefectures is used for comparison with the previous year.

Other Reports

Actual Situation of Working Women in 2010

Friday, May 20, released by the Ministry of Health, Labour and Welfare

The number of female employee was 23.29 million, showing a record high, an increase of 180 thousand from the previous year. The total number of employee (both sexes) was increased by 20 thousand from the previous year to 54.62 million and the ratio of female employee was 42.6% (an increase of 0.3 points from the previous year), showing a record high, increased for 3 consecutive years.

By industries, the number of female employee who engaged in “Medical, health care and welfare” was 4.83 million (20.7% of female employee), that of “Wholesale and retail trade” was 4.77 million (20.5% of female employee), that of “Manufacturing” was 2.92 million (12.5% of female employee) and so on.

Monthly Economic Report (May)

Tuesday, May 24, released by the Cabinet Office

The Japanese economy shows weakness recently, due to the influence of the Great East Japan Earthquake. Also, it remains in a difficult situation such as a high unemployment rate. (In the previous month, “Although the Japanese economy was picking up, it shows weakness recently, due to the influence of the Great East Japan Earthquake. Also, it remains in a difficult situation such as a high unemployment rate.”)

* Industrial production and exports have declined recently due to the earthquake disaster. (In the previous month, “Although exports were showing movements of picking up, a decline is concerned to be caused by the earthquake disaster. Industrial production was picking up, but the earthquake disaster is making production activities stagnant recently.”)

* Corporate profits are weighed down and business investment has weakened recently, due to the earthquake disaster. (In the previous month, “Corporate profits are improving; however, of concern is the influence of the earthquake disaster. Business investment is picking up.”)

* Firms' judgment on current business conditions shows a sign of caution. (The same as the previous month)

* While the employment situation remains severe, movements of an incipient recovery can be seen. However, the influence of the earthquake disaster has caused some weakness. (In the previous month, “While the employment situation remains severe, movements of an incipient recovery can be seen. However, the influence of the earthquake disaster is concerned.”)

* Private consumption is showing weakness recently, due to the influence of the earthquake disaster. (In the previous month, “Although private consumption was showing movements of picking up, some weakness are seen recently, due to the influence of the earthquake disaster.”)

* Recent price developments show that the Japanese economy is in a mild deflationary phase. (The same as the previous month)

Monthly Economic Labour Report (May)

Wednesday, May 25, released by the Ministry of Health, Labour and Welfare

While the employment situation remains severe, movements of an incipient recovery can be seen. However, the influence of the earthquake disaster has caused some weakness. (In the previous month, “In looking at the aspects of labour and economy, while the employment situation remains severe, movements of an incipient recovery can be seen. However, the influence of the Great East Japan Earthquake disaster is concerned.”)

We have also compiled the "Main Labor Economics Indicators", which summarizes indexes relating to the labour economy. Please go to "<https://www.jil.go.jp/english/estatis/esaikin/esaikin.html>"

EDITED BY Research and Statistical Information Analysis Department, The Japan Institute for Labour Policy and Training