



Recent Statistical Survey Reports

January 2011

[Wednesday, December 29 – Tuesday, February 1]

Statistical Survey Reports

Indexes of Business Conditions (Preliminary Report for November)

Tuesday, January 11, released by the Cabinet Office

The Coincident Index of Composite Index (CI, preliminary figures, 2005=100) in November was 102.1, increased for the first time in 3 months, an increase of 1.4 points. And 3 months backward moving average decreased for 3 consecutive months, a decrease of 0.37 points, and 7 months backward moving average increased for the first time in 2 months, an increase of 0.04 points. So the Assessment of Coincident Index was "Weakening". The Leading Index was 101.0, an increase of 3.3 points for the first time in 5 months, and the Lagging Index was 87.3, a decrease of 1.4 points for the first time in 7 months.

Basic Survey on Wage Structure by Prefectures (Preliminary Report, 2010)

Tuesday, January 11, released by the Ministry of Health, Labour and Welfare

The wage (*) was the highest in Tokyo (364,800 yen), followed by Kanagawa (324,900 yen) and Osaka (316,900 yen). On the other hand, the wage was the lowest in Okinawa (223,900 yen), followed by Aomori (226,500 yen) and Akita (229,400 yen).

(*) The average scheduled cash earnings (regular employees; a total of male and female) in June 2010

Survey on Situation of Preliminary Job Offers for New Graduate (Senior and Junior High School) (End of November, 2010)

Tuesday, January 18, released by the Ministry of Health, Labour and Welfare

The ratio of final-year senior high school students with preliminary job offers was 70.6%, an increase of 2.5 points from the same period of the previous year.

The ratio of job openings to applicants for final-year senior high school students was 1.03, 0.02 points lower than the same period of the previous year.

The ratio of job openings to applicants for final-year junior high school students was 0.41, 0.02 points higher than the same period of the previous year.

Survey on Situation of Preliminary Job Offers for New Graduate in Mar.2011 (University, etc.) (December 1, 2010)

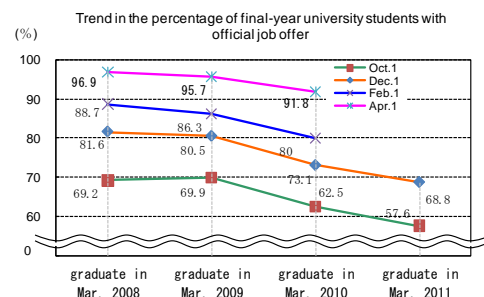
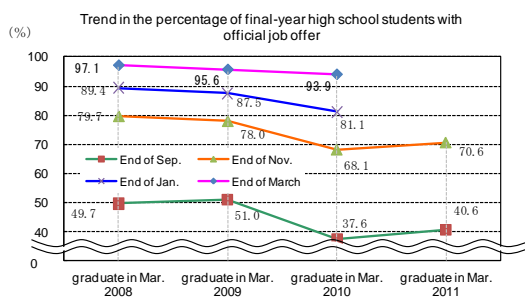
Tuesday, January 18, released by the Ministry of Health, Labour and Welfare

The ratio of final-year university students who got an official job offer to applicants was 68.8%, decreased by 4.3 points from the same period a year earlier.

That of final-year junior college students (female only) was 45.3%, decreased by 2.1 points from the same period a year earlier.

That of final-year technology college students (male only) was 94.7%, decreased by 2.2 points from the same period a year earlier.

That of final-year vocational school students was 54.1%, decreased by 2.6 points from the same period a year earlier.



Report on Worker Dispatching Business (Definite Report for June 1, 2010)

Wednesday, January 19 released by the Ministry of Health, Labour and Welfare

The number of dispatched workers was 1,454,021, decreased by 7.3% from the definite report in the previous fiscal year (1,396,823 in the preliminary report). Among them, the number of dispatched workers who are engaged in manufacturing services was about 240,000 (a decrease of 4.3% from the previous fiscal year), the number of them who are engaged in 26 works specified by a cabinet order referred to was about 750,000 (a decrease of 16.8% from the previous fiscal year) and the number of them who are engaged in others (general clerical work, business, sales and so on) was about 460,000 (an increase of 11.4% from the previous fiscal year).

Report on Home Work (2010)

Thursday, January 27 released by the Ministry of Health, Labour and Welfare

The total number of homeworkers (including their family members in the same household) was 141,131 (a decrease of 7.1 % from the previous year) as of October 1, 2010. Among them, the number of homeworkers was 136,289 (a decrease of 6.1% from the previous year). That for men was 13,191 and that for women was 123,098. By industry, the number of homeworkers in manufacture of textile mill products was 43,321 (31.8%), that of in others was 27,229 (20.0%), that of in manufacture of electrical machinery, equipment and supplies was 16,681 (12.2%) and so on.

Consumer Price Index (December and 2010)

Friday, January 28, released by the Ministry of Internal Affairs and Communications

The Consumer Price Index was 99.6, unchanged from the same month the year before. Omitting Fresh food, the comprehensive index was 99.4, a decrease of 0.4% from the same month the year before, decreased for 22 consecutive months. The average index of 2010 was 99.6, a decrease of 0.7% from the previous year, decreased for 2 consecutive years.

And in the ward –areas of Tokyo in January (preliminary report), the former accounted for 98.5, a decrease of 0.1% from the same month the year before. The latter accounted for 98.3, a decrease of 0.2% from the same month the year before.

Family Income and Expenditure Survey (December)

Friday, January 28, released by the Ministry of Internal Affairs and Communications

The average monthly income for a worker's household with 2 or more family members was decreased by 1.4% in real terms from the same month a year before.

With regard to the income contributing to increase – decrease rate, contribution of income earned by head of household accounted for -1.39 %, partner's income accounted for 0.05%, other household members' income accounted for 0.20% and so on.

Labour Force Survey (December and 2010)

Friday, January 28, released by the Ministry of Internal Affairs and Communications

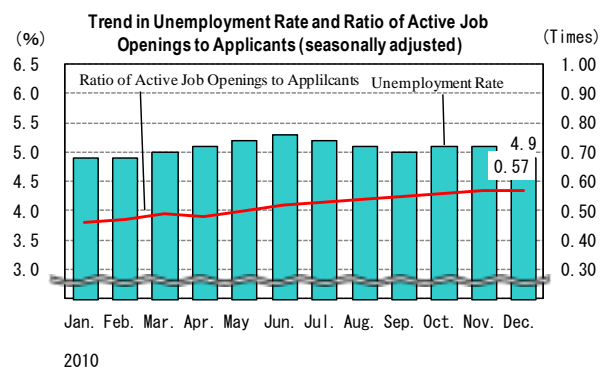
Report on Employment Service (December and 2010)

Friday, January 28, released by the Ministry of Health, Labour and Welfare

The unemployment rate (seasonally adjusted) was 4.9%, decreased by 0.2 point from the previous month. That for men was 5.3%, decreased by 0.1 point from the previous month and that for women was 4.4%, decreased by 0.3 point from the previous month. The average unemployment rate in 2010 was 5.1%, unchanged from the previous year.

The number of unemployed persons (seasonally adjusted) was 3.23 million, decreased by 130 thousand from the previous month. The average number of unemployed persons in 2010 was 3.34 million, decreased by 20 thousand from the previous year.

The number of employees (seasonally adjusted)



increased by 80 thousand from the previous month to 54.64 million. The average number of employees in 2010 was 54.62 million, increased by 20 thousand from the previous year.

The ratio of active job openings to applicants (seasonally adjusted) was 0.57, unchanged from the previous month.

The average ratio of active job openings to applicants in 2010 was 0.52, increased by 0.05 points from the previous year.

Indices of Industrial Production (December)

Monday, January 31, released by the Ministry of Economy, Trade and Industry

The index of industrial production (seasonally adjusted) increased by 3.1% from the previous month.

According to the Survey of Production Forecast in Manufacturing, Production is expected to increase in January and decrease in February. The Synthetic judgment is “Industrial Production shows signs of an upward movement.”

Monthly Survey on Service Industries (Preliminary Report in November)

Monday, January 31, released by the Ministry of Internal Affairs and Communications

The monthly sales amount of service industry in November 2010 was 23.7 trillion yen, a decrease of 0.8 % from the same month the year before. The total number of persons employed in the industry was 26.16 million, a decrease of 1.6% from the same month the year before. Among the service industry, the monthly sales amount of employment placement and worker dispatching business was 371.694 billion yen, an increase of 6.8% from the same month the year before, and the number of persons employed totaled 232 thousand, a decrease of 5.0% from the same month the year before.

The Result of Year-end Bonus Negotiations among Major Private Enterprises (2010)

Monday, January 31, released by the Ministry of Health, Labour and Welfare

The amount of agreed year-end bonus of 353 major business establishments with the capital one billion yen or more and the labour union belonged by 1,000 employees or more was 733,935 yen, an increase of 0.96% from a year earlier, increased for the first time in three years.

Report on Situation of Foreign Employees (End of October 2010)

Monday, January 31, released by the Ministry of Health, Labour and Welfare

The number of business establishments hired foreign employees was 108,760 (an increase of 14.1% from the previous year), and the number of foreign employees was 649,982 (an increase of 15.5% from the previous year) as of end of October 2010.

By nationality of the employees, “China” accounted for the highest 44.2%, followed by “Brazil” (17.9%) and “Philippines” (9.5%).

Monthly Labour Survey (Preliminary Report in December and 2010)

Tuesday, February 1, released by the Ministry of Health, Labour and Welfare

Total amount of cash earnings (for business establishments with 5 or more employees) decreased by 0.4% from a year earlier, and contractual cash earnings increased by 0.7% from a year earlier.

Scheduled cash earnings increased by 0.3%, non-scheduled cash earnings increased by 4.9%, and special cash earnings decreased by 1.4% from a year earlier. Real wage (total) decreased by 0.5% from a year earlier.

Non-scheduled hours worked by manufacturing industry workers at business establishments with 5 or more employees increased by 2.2% from the previous month (seasonally adjusted).

The total amount of cash earnings in 2010 increased by 0.5% from a year earlier, an increase for the first time in four years.

The total hours actually worked per year in 2010 by workers at business establishments with 5 or more employees was 1,754 hours (an increase of 1.4% from the previous year).

The number of non-scheduled hours worked by manufacturing industry workers in 2010 increased by 32.3% from the previous year.

The number of regular employees employed by establishments with more than 5 employees increased by

0.3% from the previous year, increasing for 7 consecutive years. The number of full-time employee of them decreased by 0.3% and that of part-time employee increased by 2.1 % from the previous year.

Other Reports

Monthly Economic Report (January)

Friday, January 21, released by the Cabinet Office

Although the economic movements appear to be pausing, some movements towards a pickup are seen. However, the economy remains in a difficult situation such as a high unemployment rate. (In the previous month, “The economic movements appear to be pausing recently. It also is in a difficult situation such as a high unemployment rate.”)

* Exports are decreasing moderately. Industrial production shows signs that it has begun to stop decreasing. (In the previous month, “Industrial production is decreasing recently.”)

* Corporate profits are improving. Business investment is picking up. (The same as the previous month)

* Firms' judgment on current business conditions shows a sign of caution. (The same as the previous month)

* While the employment situation remains severe, movements of an incipient recovery can be seen. (The same as the previous month)

* While private consumption is picking up, some weak movements are also seen. (The same as the previous month)

* Recent price developments show that the Japanese economy is in a mild deflationary phase. (The same as the previous month)

Monthly Economic Labour Report (January)

Monday, January 24, released by the Ministry of Health, Labour and Welfare

In looking at the aspects of labor and economy, while the employment situation remains severe, movements of an incipient recovery can be seen. (The same as the previous month)

We have also compiled the "Main Labor Economics Indicators", which summarizes indexes relating to the labour economy. Please go to "<https://www.jil.go.jp/english/estatis/esaikin/esaikin.html>"
EDITED BY Research and Statistical Information Analysis Department, The Japan Institute for Labour Policy and Training