



# Recent Statistical Survey Reports

November 2010

[Tuesday, November 2 – Tuesday, November 30]

## Statistical Survey Reports

### Indexes of Business Conditions (Preliminary Report for September)

Monday, November 8, released by the Cabinet Office

The Coincident Index of Composite Index (CI, preliminary figures, 2005=100) in September was 102.0, decreased for the first time in 18 months, a decrease of 1.3 points. And 3 months backward moving average decreased for the first time in 17 months, a decrease of 0.13 points, and 7 months backward moving average increased for 14 consecutive months, an increase of 0.37 points. So the Assessment of Coincident Index was "Improving, but it also shows movements toward "Weakening"". The Leading Index was 98.9, a decrease of 0.6 points for 3 consecutive months, and the Lagging Index was 88.4, an increase of 1.0 points for the first time in 2 months.

### Report on Employment Business (FY2008)

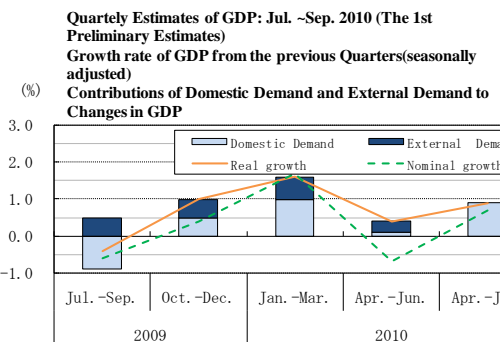
Friday, November 12, released by the Ministry of Health, Labour and Welfare

The number of new job applicants through private employment agencies totaled 4,224,882, increased by 37.5% from the previous fiscal year. The number of job openings decreased by 42.5% from the previous fiscal year to 2,218,085. The number of placements (regular employ) decreased by 6.6% to 387,228.

### National Accounts (The 1st Preliminary Estimates Jul.-Sep. 2010)

Monday, November 15, released by the Cabinet Office

Real GDP (Gross Domestic Product) growth rate (Seasonally Adjusted) at Jul.-Sep.2010 was 0.9% (3.9% on annual basis). Of real GDP growth rate, 0.9% was contributed by domestic demand and 0.0% by external demand.



### Basic Survey on Wage Structure (Starting Salary) (2010)

Monday, November 15, released by the Ministry of Health, Labour and Welfare

The amount of starting salary for college-graduates was 197,400 yen, decreased by 0.7% from the previous year and that for graduates of senior high schools was 157,800 yen, unchanged from the previous year.

By sex, the amount of starting salary for college-graduates for men was 200,300 yen, decreased by 0.5% from the previous year and that for graduates of senior high schools was 160,700 yen, decreased by 0.1% from the previous year. For women, the former was 193,500 yen, decreased by 0.7% from the previous year and the latter was 153,200 yen, increased by 0.1% from the previous year.

### Labour Force Survey: Detailed Tabulation (Jul.-Sep. 2010)

Tuesday, November 16, released by the Ministry of Internal Affairs and Communications

Of the total 51.37 million employed persons (average, in the Jul. - Sep. 2010), the number of the regular

staff/employees (excluding board members) decreased by 70 thousand from the previous year to 33.63 million, showing a decrease for 6 consecutive terms. The number of non-regular staff/employees of the employees was 17.75 million, increased by 320 thousand from the previous year, showing an increase for 3 consecutive terms.

Of the total 3.36 million unemployed persons, the number of persons who had been unemployed for less than 3 months was 870 thousand, a decrease of 320 thousand from the previous year. And the number of persons who had been unemployed for 3 months or more was 2.40 million, an increase of 20 thousand from the previous year. Among them, the number of persons who had been unemployed for 1 year or more was 1.28 million, an increase of 330 thousand from the previous year, the number of persons who had been unemployed for 6 ~ 12 months was 540 thousand, a decrease of 110 thousand from the previous year, and the number of persons who had been unemployed for 3 ~ 6 months was 580 thousand, a decrease of 200 thousand from the previous year.

### Survey on Situation of Preliminary Job Offers for New Graduate (Senior and Junior High School) (End of September, 2010)

**Tuesday, November 16, released by the Ministry of Health, Labour and Welfare**

The ratio of final-year senior high school students with preliminary job offers was 40.6%, an increase of 3.0 points from the same period of the previous year.

The ratio of job openings to applicants for final-year senior high school students was 0.87, 0.02 points lower than the same period of the previous year.

The ratio of job openings to applicants for final-year junior high school students was 0.32, 0.04 points lower than the same period of the previous year.

### Survey on Situation of Preliminary Job Offers for New Graduate in Mar.2011 (University, etc.) (October 1, 2010)

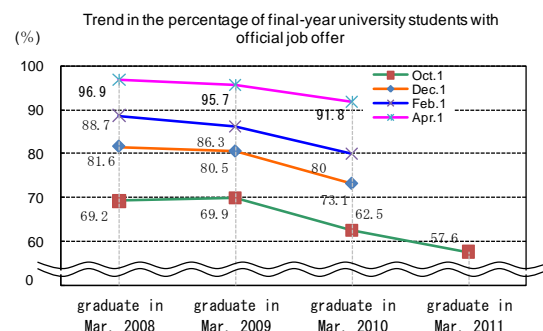
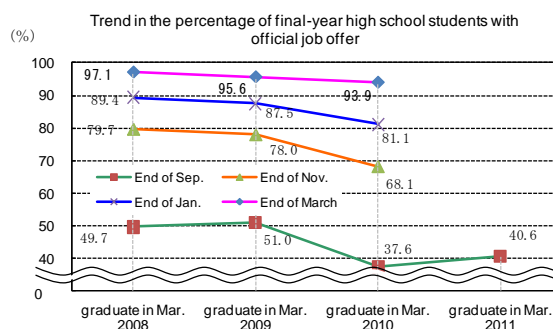
**Tuesday, November 16, released by the Ministry of Health, Labour and Welfare**

The ratio of final-year university students who got an official job offer to applicants was 57.6%, decreased by 4.9 points from the same period a year earlier.

That of final-year junior college students (female only) was 22.5%, decreased by 6.5 points from the same period a year earlier.

That of final-year technology college students (male only) was 93.8%, decreased by 0.9 points from the same period a year earlier.

That of final-year vocational school students was 37.9%, decreased by 5.5 points from the same period a year earlier.



### Consumer Price Index (October)

**Friday, November 26, released by the Ministry of Internal Affairs and Communications**

The Consumer Price Index was 100.2, increased by 0.2% from the same month the year before. Omitting Fresh food, the comprehensive index was 99.5, a decrease of 0.6% from the same month the year before, decreased for 20 consecutive months.

And in the ward –areas of Tokyo in November (preliminary report), the former accounted for 99.4, an increase of 0.2% from the same month the year before. The latter accounted for 99.0, a decrease of 0.5% from the same month the year before.

## Family Income and Expenditure Survey (October)

**Tuesday, November 30, released by the Ministry of Internal Affairs and Communications**

The average monthly income for a worker's household with 2 or more family members was increased by 7.2% in real terms from the same month a year before.

With regard to the income contributing to increase – decrease rate, contribution of income earned by head of household accounted for 0.78 %, partner's income accounted for 0.64%, other household members' income accounted for 0.46%, social security benefits(\*) accounted for 4.76%, non-current income accounted for 0.38% and so on.

(\*)Including child allowance for the 4 months up to the month prior to payment.

## Labour Force Survey (October)

**Tuesday, November 30, released by the Ministry of Internal Affairs and Communications**

### Report on Employment Service (October)

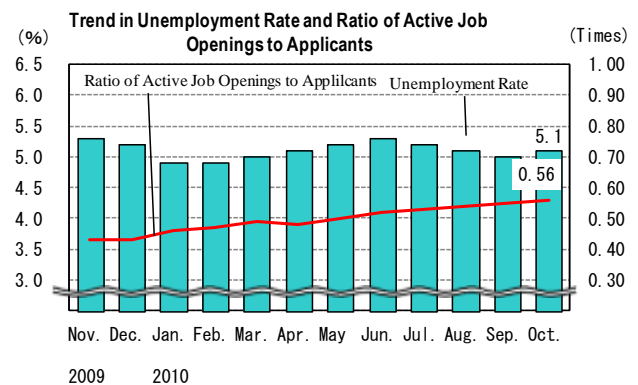
**Tuesday, November 30, released by the Ministry of Health, Labour and Welfare**

The unemployment rate (seasonally adjusted) was 5.1%, increased by 0.1 point from the previous month. That for men was 5.4%, decreased by 0.1 point from the previous month and that for women was 4.6%, increased by 0.3 point from the previous month.

The number of unemployed persons (seasonally adjusted) was 3.34 million, increased by 50 thousand from the previous month.

The number of employees (seasonally adjusted) decreased by 170 thousand from the previous month to 54.93 million.

The ratio of active job openings to applicants (seasonally adjusted) was 0.56, increased by 0.01points from the previous month.



## Indices of Industrial Production (October)

**Tuesday, November 30, released by the Ministry of Economy, Trade and Industry**

The index of industrial production (seasonally adjusted) decreased by 1.8% from the previous month.

According to the Survey of Production Forecast in Manufacturing, Production is expected to increase in November and December. The Synthetic judgment is "Industrial Production has weakened."

## Monthly Labour Survey (Preliminary Report in October)

**Tuesday, November 30, released by the Ministry of Health, Labour and Welfare**

Total amount of cash earnings (for business establishments with 5 or more employees) increased by 0.6% from a year earlier, and contractual cash earnings increased by 0.6% from a year earlier.

Scheduled cash earnings increased by 0.1% and non-scheduled cash earnings increased by 6.4%. Real wage (total) increased by 0.4% from a year earlier.

Non-scheduled hours worked by manufacturing industry workers at business establishments with 5 or more employees decreased by 3.1% from the previous month (seasonally adjusted).

## Monthly Survey on Service Industries (Preliminary Report in September)

**Tuesday, November 30, released by the Ministry of Internal Affairs and Communications**

The monthly sales amount of service industry in September 2010 was 24.4 trillion yen, a decrease of 2.4 % from the same month the year before. The total number of persons employed in the industry was 26.19 million, a decrease of 1.5% from the same month the year before. Among the service industry, the monthly sales amount of employment placement and worker dispatching business was 361.053 billion yen, an increase of 4.5% from the same month the year before, and the number of persons employed totaled 232 thousand, a decrease of 5.0% from the same month the year before.

## Survey on Wage Increase (2010)

**Tuesday, November 30, released by the Ministry of Health, Labour and Welfare**

The ratio of enterprises which increased or planned to increase average wages per employee in 2010 was 74.1% (61.7% in the previous year), the ratio of enterprises which decreased or planned to decrease was 4.5% (12.9% in the previous year) and the ratio of enterprises which didn't revise average wages was 17.2% (21.6% in the previous year).

The increased amount of revised average wage (weighted average of regular workers) was 3,672 yen (3,083 yen in the previous year), and average wage revision rate was 1.3% (1.1% in the previous year), and both of them increased from the previous year.

## Other Reports

### Monthly Economic Report (November)

**Thursday, November 18, released by the Cabinet Office**

The economic movements appear to be pausing recently. It also is in a difficult situation such as a high unemployment rate. (The same as the previous month)

\* Exports have been weakening of late. Industrial production is decreasing recently. (In the previous month, "Industrial production has been in a weak tone.")

\* Corporate profits are improving. Business investment is picking up. (The same as the previous month)

\* Firms' judgment on current business conditions is improving. However, cautious views about the immediate future are spreading. (The same as the previous month)

\* While the employment situation remains severe, movements of an incipient recovery can be seen. (The same as the previous month)

\* While private consumption is picking up, some weak movements are also seen. (In the previous month, "Private consumption is picking up.")

\* Recent price developments show that the Japanese economy is in a mild deflationary phase. (The same as the previous month)

### Monthly Economic Labour Report (November)

**Wednesday, November 22, released by the Ministry of Health, Labour and Welfare**

In looking at the aspects of labor and economy, while the employment situation remains severe, movements of an incipient recovery can be seen recently. (The same as the previous month)

We have also compiled the "**Main Labor Economics Indicators**", which summarizes indexes relating to the labour economy. Please go to "<https://www.jil.go.jp/english/estatis/esaikin/esaikin.html>"  
**EDITED BY Research and Statistical Information Analysis Department, The Japan Institute for Labour Policy and Training**