



# Recent Statistical Survey Reports

---

---

*May 2010*

[Saturday, May 1 – Monday, May 31]

## Statistical Survey Reports

### **Report on Employment Service for the disabled (FY2009)**

**Friday, May 7, released by the Ministry of Health, Labour and Welfare**

The number of job placements for disabled persons through Public Employment Security Offices was 45,257, an increase of 1.8% from the previous fiscal year. By type of disabilities, that for persons with physical disabilities was 22,172 (a decrease of 2.0% from the previous fiscal year), that for persons with intellectual disabilities was 11,440 (a decrease of 3.8% from the previous fiscal year) and that for persons with mental disabilities was 10,929 (an increase of 15.6% from the previous fiscal year).

### **Indexes of Business Conditions (Preliminary Report for March)**

**Wednesday, May 12, released by the Cabinet Office**

The Coincident Index of Composite Index (CI, preliminary figures, 2005=100) in March was 101.1, an increase of 1.1 points, for 12 consecutive months. And 3 months backward moving average increased for 11 consecutive months, an increase of 1.53 points, and 7 months backward moving average increased for 8 consecutive months, an increase of 1.62 points. So the Assessment of Coincident Index was "Improving" again. The Leading Index was 102.8, an increase of 4.4 points, and the Lagging Index was 85.4, an increase of 1.2 points.

### **Status on Industrial accidents of death cases and significant accidents in 2009**

**Friday, May 14, released by the Ministry of Health, Labour and Welfare**

The number of deaths by industrial accidents in 2009 was 1,075, a decrease by 193 people or 15.2% from the previous year. It marked for the first time less than 1,100 people and was at an all time low.

### **Labour Force Survey: Detailed Tabulation (Jan.-Mar. 2010)**

**Tuesday, May 18, released by the Ministry of Internal Affairs and Communications**

Of the total 50.71 million employed persons (average, in the Jan. - Mar. 2010), the number of the regular staff/employees (excluding board members) decreased by 230 thousand from the previous year to 33.63 million, showing a decrease for 4 consecutive terms. The number of non-regular staff/employees of the employees was 17.08 million, increased by 90 thousand from the previous year. It was the first increase for 5 consecutive terms.

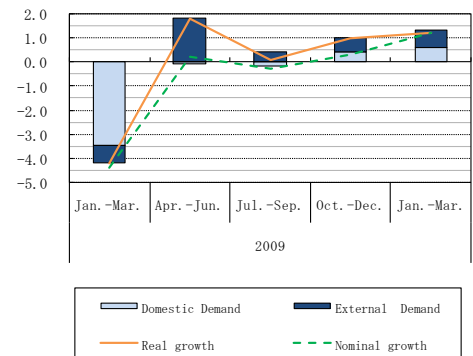
Of the total 3.32 million unemployed persons, the number of persons who had been unemployed for 3 months or more was 2.32 million, an increase of 490 thousand from the previous year. Among them, the number of persons who had been unemployed for 1 year or more was 1.14 million, an increase of 230 thousand from the previous year, the number of persons who had been unemployed for 6 ~ 12 months was 670 thousand, an increase of 190 thousand from the previous year, and the number of persons who had been unemployed for 3 ~ 6months was 510 thousand, an increase of 70 thousand from the previous year.

## National Accounts (The 1st Preliminary Estimates Jan.-Mar. 2010)

Thursday, May 20, released by the Cabinet Office

Real GDP (Gross Domestic Product) growth rate (Seasonally Adjusted) at Jan.-Mar.2010 was 1.2% (4.9% on annual basis). Of real GDP growth rate, 0.6% was contributed by domestic demand and 0.7% by external demand.

Quarterly Estimates of GDP: Jan. -Mar. 2010 (The 1st Preliminary Estimates)  
Growth rate of GDP from the previous Quarters (seasonally adjusted)  
Contributions of Domestic Demand and External Demand to Changes in GDP (%)



## Basic Survey on Citizen's Life (2009)

Thursday, May 20, released by the Ministry of Health, Labour and Welfare

The total number of households in Japan as of June 4, 2009 was 48.013 million. Of which the ratio of households with children was 25.7%. As for the state of work of mother in the households, the ratio of "working" was 62.3%.

The average annual income per household in 2008 decreased for 2 consecutive years, a decrease by 1.6% from the previous year to 5,475 thousand yen.

As for family life consciousness, 58.1% says their lives are "hard" (very much or a little bit), an increase by 0.9 point from the previous year. And 37.9% says their lives are "mid-level".

Gini coefficient of annual income inequality of total households was 0.4041 (0.3949 in the previous year) and that of households whose head aged 65 years old or over was 0.3806 (0.3892 in the previous year).

## Survey on Situation of Preliminary Job Offers for New Graduate (Senior and Junior High School) (End of March, 2010)

Friday, May 21, released by the Ministry of Health, Labour and Welfare

The ratio of final-year senior high school students with preliminary job offers was 93.9%, a decrease of 1.7 points from the same period of the previous year.

The ratio of job openings to applicants for final-year senior high school students was 1.29, 0.52 points lower than the same period of the previous year.

The ratio of job openings to applicants for final-year junior high school students was 0.90, 0.51 points lower than the same period of the previous year.

## Survey on Situation of Preliminary Job Offers for New Graduate in Mar.2010 (University, etc.) (April 1, 2010)

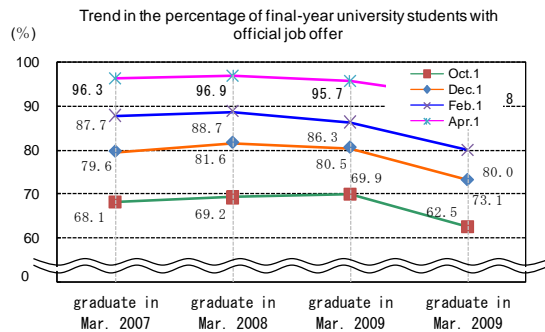
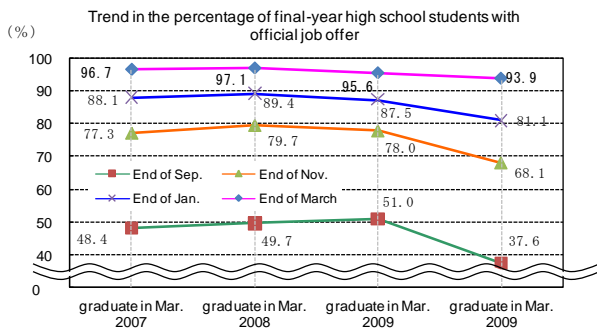
Friday, May 21, released by the Ministry of Health, Labour and Welfare

The ratio of final-year university students who got an official job offer to applicants was 91.8%, decreased by 3.9 points from the same period a year earlier.

That of final-year junior college students (female only) was 88.4%, decreased by 6.1 points from the same period a year earlier.

That of final-year technology college students (male only) was 99.5%, decreased by 0.5 points from the same period a year earlier.

That of final-year vocational school students was 87.4%, decreased by 4.4 points from the same period a year earlier.



## Consumer Price Index (April)

**Friday, May 28, released by the Ministry of Internal Affairs and Communications**

The Consumer Price Index was 99.6, a decrease of 1.2% from the same month the year before, decreased for 15 consecutive months. Omitting Fresh food, the comprehensive index was 99.2, a decrease of 1.5% from the same month the year before, decreased for 14 consecutive months.

And in the ward –areas of Tokyo in May (preliminary report), the former accounted for 99.1, a decrease of 1.4% from the same month the year before. The latter accounted for 98.8, a decrease of 1.6% from the same month the year before.

## Family Income and Expenditure Survey (April)

**Friday, May 28, released by the Ministry of Internal Affairs and Communications**

The average monthly income for a worker's household with 2 or more family members was increased by 1.6% in real terms from the same month a year before.

With regard to the income contributing to increase – decrease rate, contribution of income earned by head of household accounted for 0.95 %, partner's income accounted for 0.71%, other household members' income accounted for 0.28%, social security benefits accounted for 1.34% and non-current income accounted for -1.67% and so on.

## Labour Force Survey (April)

**Friday, May 28, released by the Ministry of Internal Affairs and Communications**

### Report on Employment Service (April)

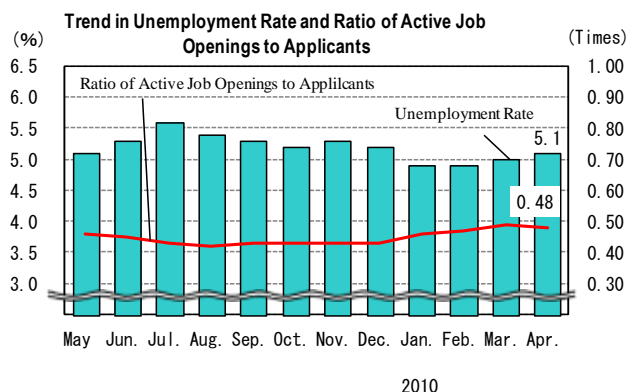
**Friday, May 28, released by the Ministry of Health, Labour and Welfare**

The unemployment rate (seasonally adjusted) was 5.1%, increased by 0.1 point from the previous month. That for men was 5.5%, decreased by 0.1 point from the previous month, and that for women was 4.7%, increased by 0.4 points from the previous month.

The number of unemployed persons increased by 100 thousand from a year earlier to 3.56 million.

The number of employees (seasonally adjusted) decreased by 430 thousand from the previous month to 54.42 million.

The ratio of active job openings to applicants (seasonally adjusted) was 0.48, decreased by 0.01 points from the previous month.



## Indices of Industrial Production (April)

**Monday, May 31, released by the Ministry of Economy, Trade and Industry**

The index of industrial production (seasonally adjusted) increased by 1.3% from the previous month.

According to the Survey of Production Forecast in Manufacturing, Production is expected to increase in May and June. The Synthetic judgment is "Industrial Production continues to show an upward movement."

## Monthly Labour Survey (Preliminary Report in April)

**Monday, May 31, released by the Ministry of Health, Labour and Welfare**

Total amount of cash earnings (for business establishments with 5 or more employees) increased by 1.5% from a year earlier, and contractual cash earnings increased by 0.4% from a year earlier.

Scheduled cash earnings decreased by 0.4% and non-scheduled cash earnings increased by 11.3% from a year earlier. Real wage (total) increased by 2.8% from a year earlier.

Non-scheduled hours worked by manufacturing industry workers at business establishments with 5 or more employees decreased by 0.6% from the previous month (seasonally adjusted).

### **Monthly Survey on Service Industries (Preliminary Report in March and FY2009)**

**Monday, May 31, released by the Ministry of Internal Affairs and Communications**

The monthly sales amount of service industry in March 2010 was 26.4 trillion yen, a decrease of 5.1 % from the same month the year before. The total number of persons employed in the industry was 25.89 million, a decrease of 0.5% from the same month the year before. Among the service industry, the monthly sales amount of employment placement and worker dispatching business was 334.368 billion yen, a decrease of 7.3% from the same month the year before, and the number of persons employed totaled 222 thousand, a decrease of 16.1% from the same month the year before.

And the yearly sales amount of service industry in FY2009 was 286 trillion yen and the total number of persons employed in the industry (yearly average) was 26.36 million.

## **Other Reports**

### **Monthly Economic Report (May)**

**Monday, May 24, released by the Cabinet Office**

Although the economy has been picking up steadily, it is only weakly self-sustaining and remains in a difficult situation such as a high unemployment rate. (The same as the previous month)

- \* Exports are increasing moderately. Industrial production is picking up. (The same as the previous month)
- \* Corporate profits are improving. Business investment is starting to level off. (The same as the previous month)
- \* Firms' judgment on current business conditions is improving. However, small and medium-sized enterprises are cautious about the immediate future. (The same as the previous month)
- \* While the employment situation remains severe, movements of an incipient recovery can be seen recently. (The same as the previous month)
- \* Private consumption is picking up. (The same as the previous month)
- \* Recent price developments show that the Japanese economy is in a mild deflationary phase. (The same as the previous month)

### **Monthly Economic Labour Report (May)**

**Tuesday, May 25, released by the Ministry of Health, Labour and Welfare**

In looking at the aspects of labor and economy, while the employment situation remains severe, movements of an incipient recovery can be seen recently. (The same as the previous month)

We have also compiled the "Main Labor Economics Indicators", which summarizes indexes relating to the labour economy. Please go to "<https://www.jil.go.jp/english/estatis/esaikin/esaikin.html>"  
**EDITED BY Research and Statistical Information Analysis Department, The Japan Institute for Labour Policy and Training**