



Recent Statistical Survey Reports

May 2009

[Saturday, May 2 – Monday, June 1]

Statistical Survey Reports

Indexes of Business Conditions (Preliminary Report for March)

Tuesday, May 12, released by the Cabinet Office

The Coincident Index of Composite Index (CI, preliminary figures, 2005=100) in March was 84.9, a decrease of 0.3 points, 3 months backward moving average decreased for 13 consecutive months, a decrease of 1.90 points, and 7 months backward moving average decreased for 13 consecutive months, a decrease of 2.03 points. So the Assessment of Coincident Index was “Worsening”. The Leading Index was 76.6, an increase of 2.1 points, and the Lagging Index was 88.7, a decrease of 1.6 points.

Report on Employment Service for the disabled (FY2008)

Friday, May 15, released by the Ministry of Health, Labour and Welfare

The number of job placements for disabled persons through Public Employment Security Offices was 44,463, a decrease of 1,102 from the previous fiscal year, but it exceeded FY2006 that marked for the first time more than 40,000.

Labour Force Survey: Detailed Tabulation (Jan.-Mar. 2009)

Tuesday, May 19, released by the Ministry of Internal Affairs and Communications

The number of the regular staff of the employee excluding executive (50.86 million) was 33.86 million, an increase of 150 thousand from the previous year.

The number of the non-regular staff was 16.99 million, a decrease of 380 thousand from the previous year, it was the first decrease since 2003 comparable from.

The number of unemployed persons increased by 410 thousand from the previous year to 304 ten thousand. By reason unable to get a job, the number of “Preferable kind of job is not available” and “Wish to have any kind of job, but it is not available” increased by 170 thousand from the previous year.

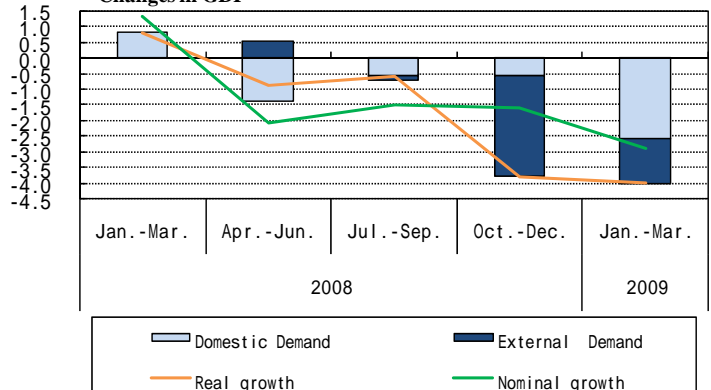
National Accounts (The 1st Preliminary Estimates Jan.-Mar. 2009)

Wednesday, May 20, released by the Cabinet Office

Real GDP (Gross Domestic Product) growth rate (Seasonally Adjusted) was -4.0% (-15.2% on annual basis).

Of real GDP growth rate, -2.6% was contributed by domestic demand and -1.4% by external demand.

Quartely Estimates of GDP: Jan. ~Mar. 2009 (The 1st Preliminary Estimates)
Growth rate of GDP from the previous Quarters (seasonally adjusted)
Contributions of Domestic Demand and External Demand to Changes in GDP



Basic Survey on Citizen's Life (2008)

Thursday, May 21, released by the Ministry of Health, Labour and Welfare

The average annual income per household in 2007 decreased by 1.9% from the previous year to 5,562 thousand yen.

As for family life consciousness, 57.2% says their lives are "hard" (very much or a little bit), unchanged from the previous year. And 37.0% says their lives are "mid-level".

Achievement Status of Individual Labor Dispute Settlement System (FY2008)

Friday, May 22, released by the Ministry of Health, Labour and Welfare

Cases brought to comprehensive labor counseling corners across the country regarding civil individual labor disputes totaled 236,993, an increase of 19.8% from the previous fiscal year.

Survey on Situation of Preliminary Job Offers for New Graduate in Mar. 2009 (Senior and Junior High School) (End of March)

Friday, May 22, released by the Ministry of Health, Labour and Welfare

The number of final-year senior high school students with preliminary job offers was 170 thousand, a decrease of 4.8% from the same period a year earlier. And the ratio of them was 95.6%, a decrease of 1.5 points from the same period a year earlier.

The ratio of job openings to applicants for them was 1.81, 0.06 points lower than the same period a year earlier.

The number of final-grade junior high school students with preliminary job offers was 1.4 thousand, a decrease of 33.7% from the same period a year earlier. And the ratio of them was 63.3%, a decrease of 11.3 points from the same period a year earlier.

Survey on Situation of Preliminary Job Offers for New Graduate in Mar. 2009 (University, etc.) (April 1)

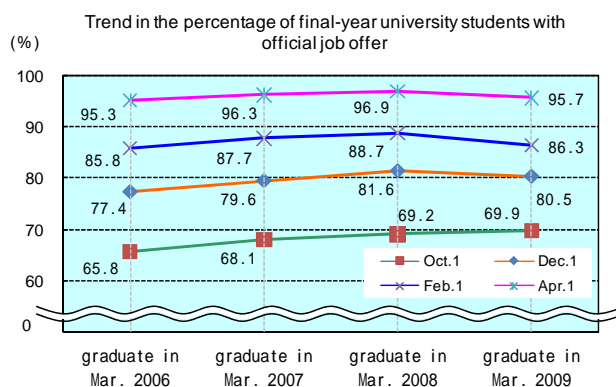
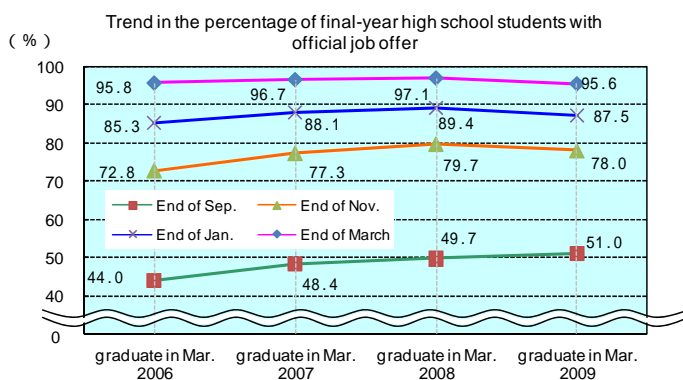
Friday, May 22, released by the Ministry of Health, Labour and Welfare,
Ministry of Education, Culture, Sports, Science and Technology

The ratio of final-year university students who got an official job offer to applicants was 95.7%, decreased by 1.2 points from the same period a year earlier.

That of final-year junior college students (female only) was 94.5%, decreased by 0.1 points from the same period a year earlier.

That of final-year technology college students (male only) was 100.0%, increased by 0.4 points from the same period a year earlier.

That of final-year vocational school students was 91.8%, decreased by 1.9 points from the same period a year earlier.



Status on Industrial accidents of death cases and significant accidents in 2008

Tuesday, May 26, released by the Ministry of Health, Labour and Welfare

The number of deaths by industrial accidents in 2008 was 1,268, at an all time low, decreased by 89 people or 6.6% from the previous year.

Survey on Industrial Accidents (2008)

Thursday, May 28, released by Ministry of Health, Labour and Welfare

The frequency rate of industrial accidents was 1.75, and the severity rate was 0.10.

Note: "The frequency rate" can be defined as the number of casualties of industrial accidents per one million man-hours actually worked.

"The severity rate" can be defined as the number of days lost per one thousand man-hours actually worked.

Indices of Industrial Production (April)

Friday, May 29, released by the Ministry of Economy, Trade and Industry

The index of industrial production (seasonally adjusted) increased by 5.2% from the previous month.

According to the Survey of Production Forecast in Manufacturing, Production is expected to increase in May and June. The Synthetic judgment is "Industrial Production shows signs of an upward movement."

Consumer Price Index (April)

Friday, May 29, released by the Ministry of Internal Affairs and Communications

The Consumer Price Index was 100.8, a decrease of 0.1% from the same month the year before, decreased for 3 consecutive months. Omitting Fresh food, the comprehensive index was 100.7, a decrease of 0.1% from the same month the year before, decreased for 2 consecutive months.

And in the ward –areas of Tokyo in May, the former accounted for 100.5, a decrease of 0.8% from the same month the year before. Omitting Fresh food, the latter accounted for 100.4, a decrease of 0.7% from the same month the year before.

Family Income and Expenditure Survey (April)

Friday, May 29, released by the Ministry of Internal Affairs and Communications

The average monthly income for a worker's household with 2 or more family members was increased by 1.0% in real terms from the same month a year before.

With regard to the income contributing to increase – decrease rate, contribution of income earned by head of household accounted for -1.16 %, partner's income accounted for 1.62%, non-current income accounted for 1.93%.

Labour Force Survey (April)

Friday, May 29, released by the Ministry of Internal Affairs and Communications

Report on Employment Service (April)

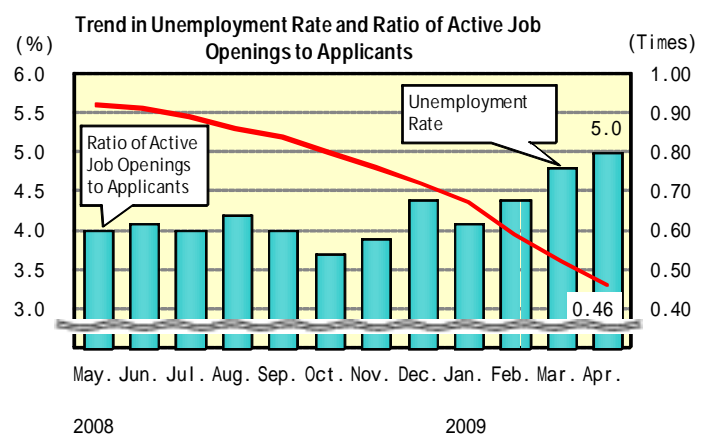
Friday, May 29, released by the Ministry of Health, Labour and Welfare

The unemployment rate (seasonally adjusted) was 5.0%, increased by 0.2 points from the previous month. That for men was 5.3%, increased by 0.4 points from the previous month, and that for women was 4.6%, decreased by 0.1 points from the previous month.

The number of unemployed persons increased by 710 thousand from a year earlier to 3.46 million.

The number of employees decreased by 120 thousand from the previous month to 54.51 million.

The ratio of active job openings to applicants (seasonally adjusted) was 0.46, decreased by 0.06 points from the previous month.



Monthly Labour Survey (Preliminary Report in April)

Monday, June 1, released by the Ministry of Health, Labour and Welfare

Total amount of cash earnings (for business establishments with 5 or more employees) decreased by 2.5% from a year earlier, and contractual cash earnings decreased by 2.4% from a year earlier.

Scheduled cash earnings decreased by 1.0%, while non-scheduled cash earnings decreased by 18.8% from a year earlier. Real wage (total) decreased by 2.4% from a year earlier.

Non-scheduled hours worked by manufacturing industry workers at business establishments with 5 or more employees increased by 3.0% from the previous month (seasonally adjusted).

Other Reports

White Paper on Monodzukuri (2009)

**Tuesday, May 19, released by the Ministry of Economy, Trade and Industry
the Ministry of Health, Labour and Welfare
the Ministry of Education, Culture, Sports, Science and Technology**

With the business environment for the manufacturing industry grew severe, it becomes important issues to develop and secure “core human resources” and to succeed skills at manufacturing sites, in order to respond to various demands for such as “high quality and accuracy” and “short delivery periods”.

For promoting and securing core human resources as well as succession of skills more smoothly, it is important to provide OJT effectively in companies, to organize environment for the promotion of technicians, and to improve morale of technicians to enhance their abilities. In order to recruit and localize excellent human resources easily, it is necessary that measures to improve environments of human resource development and working conditions at work sites and establishments, are promoted.

Monthly Economic Report (May)

Monday, May 25, released by the Cabinet Office

While the economy is **in a difficult situation, the tempo of worsening has become moderate**. (In the previous month, it was “worsening rapidly while in a severe situation”)

- * Exports and industrial production are **nearing the bottom**. (Exports: In the previous month, it was “decreasing substantially”. Industrial production: In the previous month, it was “decreasing very substantially”)
- * Corporate profits are decreasing very substantially and business investment is decreasing. (The same as the previous month)
- * The employment situation, **which is worsening rapidly, is severe**. (In the previous month, it was “getting worse rapidly”.)
- * Private consumption is decreasing moderately. (The same as the previous month)

Monthly Economic Labour Report (May)

Monday, May 26, released by the Ministry of Health, Labour and Welfare

In looking at the aspects of labor and economy, the employment situation, **which is worsening rapidly, is severe**. (In the previous month, it was “getting worse rapidly”.)

We have also compiled the "**Main Labor Economics Indicators**", which summarizes indexes relating to the labour economy. Please go to "<https://www.jil.go.jp/english/estatis/esaikin/esaikin.html>"
EDITED BY Research and Statistical Information Analysis Department, The Japan Institute for Labour Policy and Training