



Recent Statistical Survey Reports

January 2009

[Wednesday, January 7 – Tuesday, February 3]

Statistical Survey Reports

Indexes of Business Conditions (Preliminary Report for November)

Friday, January 9, released by the Cabinet Office

The Coincident Index of CI (Preliminary figures, 2005=100) in November was 94.9, a decrease of 2.8 points, 3 months backward moving average decreased for 4 consecutive months, a decrease of 1.76 points, and 7 months backward moving average decreased for 9 consecutive months, a decrease of 1.01 points. So the Assessment of Coincident Index was “Worsening”. The Leading Index was 81.5, a decrease of 3.7 points, and the Lagging Index was 97.6, a decrease of 0.6 points.

Survey on Situation of Preliminary Job Offers for New Graduate in Mar. 2009 (Senior and Junior High School) (End of November)

Friday, January 16, released by the Ministry of Health, Labour and Welfare

The ratio of final-year senior high school students with preliminary job offers was 78.0%, a decrease of 1.7 points from the previous year.

The ratio of job openings to applicants for final-grade senior high school students was 1.64, 0.07 points lower than the previous year.

The ratio of job openings to applicants for final-grade junior high school students was 0.71, 0.02 points lower than the previous year.

Survey on Situation of Preliminary Job Offers for New Graduate in Mar. 2009 (University, etc.) (December 1)

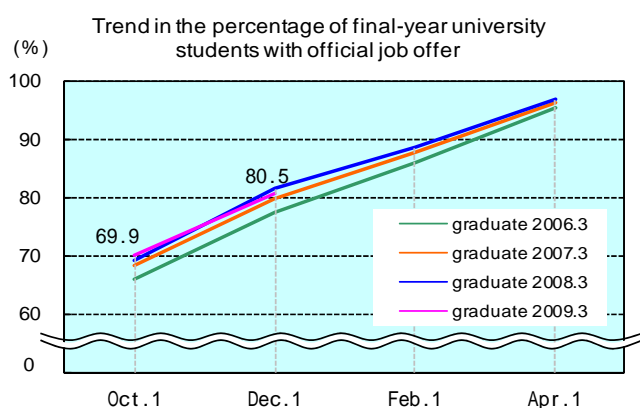
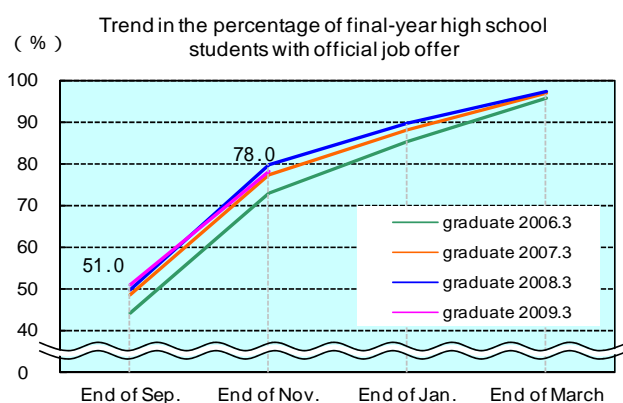
Friday, January 16, released by the Ministry of Health, Labour and Welfare

The ratio of final-year university students who got an official job offer to applicants was 80.5%, decreased by 1.1 points from the same period a year earlier.

That of final-year junior college students (female only) was 56.9%, decreased by 3.8 points from the same period a year earlier.

That of final-year technology college students (male only) was 95.8%, decreased by 2.9 points from the same period a year earlier.

That of final-year vocational school students was 63.1%, decreased by 5.7 points from the same period a year earlier.



Basic Survey on Wage Structure by Prefectures (Preliminary Report, 2008)

Tuesday, January 20, released by the Ministry of Health, Labour and Welfare

Scheduled cash earnings was the highest in Tokyo, 366,300 yen (Average length of service was 11.2 years), and the lowest in Okinawa, 220,300 yen (Average length of service was 9.0 years).

Indices of Industrial Production (December)

Friday, January 30, released by the Ministry of Economy, Trade and Industry

The index of industrial production (seasonally adjusted) decreased by 9.6% from the previous month.

It decreased for 3 consecutive months.

According to the Survey of Production Forecast in Manufacturing, Production is expected to decrease in January and February. The Synthetic judgment is “Industrial Production drops steeply.”

Family Income and Expenditure Survey (December)

Friday, January 30, released by the Ministry of Internal Affairs and Communications

The average monthly income for a worker’s household with 2 or more family members increased by 1.6% from the same month the year before.

Consumer Price Index (December and 2008)

Friday, January 30, released by the Ministry of Internal Affairs and Communications

The Consumer Price Index was 101.3, an increase of 0.4% from the previous year. Omitting Fresh food, the comprehensive index was 101.1, an increase of 0.2% from the previous year, both indexes increased for 15 consecutive months. The average index of 2008 was 101.7, increased by 1.4% from the previous year.

And in the ward –areas of Tokyo in January, the former accounted for 100.7, an increase of 0.5% from the previous year. Omitting Fresh food, the latter accounted for 100.5, an increase of 0.5% from the previous year.

Labour Force Survey (December and 2008)

Friday, January 30, released by the Ministry of Internal Affairs and Communications

Report on Employment Service (December and 2008)

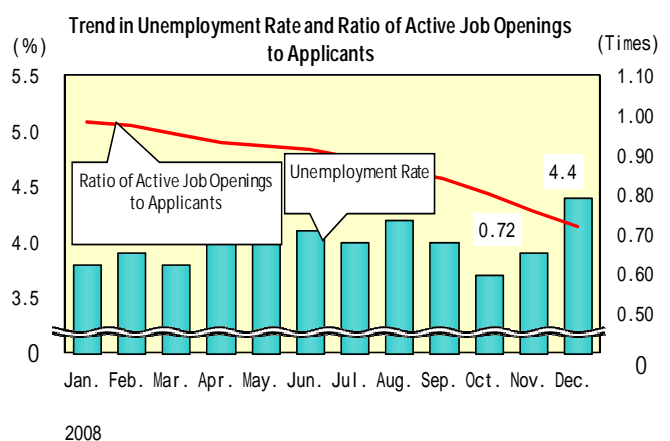
Friday, January 30, released by the Ministry of Health, Labour and Welfare

The unemployment rate (seasonally adjusted) was 4.4%, increased by 0.5 points from the previous month. That for men was 4.6%, increased by 0.5 points from the previous month, and that for women was 4.3%, increased by 0.5 points from the previous month. The average unemployment rate in 2008 was 4.0%, increased by 0.1 points from the previous year.

The number of unemployed persons increased by 390 thousand from a year earlier to 2.70 million. It increased for 2 consecutive months.

The number of employees (seasonally adjusted) decreased by 50 thousand from the previous month to 55.42 million.

The ratio of active job openings to applicants (seasonally adjusted) was 0.72, decreased by 0.04 points from the previous month. The average ratio of active job openings to applicants in 2008 was 0.88, decreased by 0.16 points from the previous year.



Monthly Labour Survey (Preliminary Report in December and 2008)

Tuesday, February 3, released by the Ministry of Health, Labour and Welfare

Total amount of cash earnings (for business establishments with 5 or more employees) decreased by 1.4% from a year earlier, contractual cash earnings decreased by 1.0% from a year earlier, special cash earnings decreased by 1.7% from a year earlier. Scheduled cash earnings decreased by 0.2%, non-scheduled cash earnings decreased by 11.2% from a year earlier. Real wage (total) decreased by

1.7% from a year earlier. It decreased for 9 consecutive months.

The average total amount of cash earnings in 2008 increased by 0.3% from a year earlier.

The total hours actually worked per year in 2008 by workers at business establishments with 5 or more employees was 1,792 hours, (a decrease of 0.9% from the previous year), marked a drop below 1,800 hours.

Non-scheduled hours worked by manufacturing industry workers at business establishments with 5 or more employees, seasonally adjusted decreased by 13.1% from the previous month. The average number of non-scheduled hours worked by manufacturing industry workers in 2008 decreased by 8.2% from the previous year.

The average number of regular employee increased by 1.5% from the previous year. It increased for 5 consecutive years.

Other Reports

Monthly Economic Report (January)

Tuesday, January 20, released by the Cabinet Office

The economy is worsening rapidly.

- * Exports and Industrial production are decreasing very substantially.
- * Corporate profits are falling substantially and business investment is decreasing.
- * The employment situation is getting worse rapidly.
- * Private consumption has been in a weak tone recently.

Monthly Economic Labour Report (January)

Tuesday, January 27, released by the Ministry of Health, Labour and Welfare

In looking at the aspects of labor and economy, the employment situation is getting worse rapidly.

We have also compiled the "**Main Labor Economics Indicators**", which summarizes indexes relating to the labour economy. Please go to "<https://www.jil.go.jp/english/estatis/esaikin/esaikin.html>"
EDITED BY Research and Statistical Information Analysis Department, The Japan Institute for Labour Policy and Training