



Recent Statistical Survey Reports

January 2008

[Saturday, December 29 –Thursday, January 31]

Statistical Survey Reports

Indexes of Business Conditions (Preliminary Report for November)

Thursday, January 10, released by the Cabinet Office

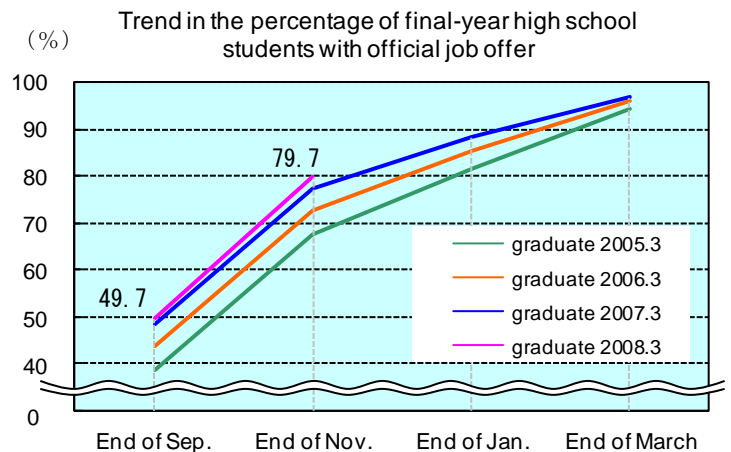
The Leading Index was 10.0%, the Coincident Index was 33.3%, and the Lagging Index was 75.0%. The Leading Index of the preliminary report mark below 50% for 4 consecutive months, the Coincident Index mark below 50 % for the first time in 8 months and the Lagging Index surpassed 50% for 2 months.

Survey on Situation of Preliminary Job Offers for New Senior and Junior High School Graduates in Mar.2008 (End of November)

Wednesday, January 16, released by the Ministry of Health, Labour and Welfare

The ratio of final-year senior high school students receiving official job offer was 79.7%, increased by 2.4 points from a year earlier. The ratio of active job openings to applicants for the students was 1.71, increased by 0.12 points from a year earlier. The number of final-year senior high school students who got an official job offer was 154 thousand people, increased by 1.7% compared to the same period the previous year.

The ratio of active job openings to applicants for final-year junior high school students was 0.73, increased by 0.05 points from a year earlier.



Survey on Situation of Preliminary Job Offers for New Graduate in Mar.2008 (University, etc.) (December 1)

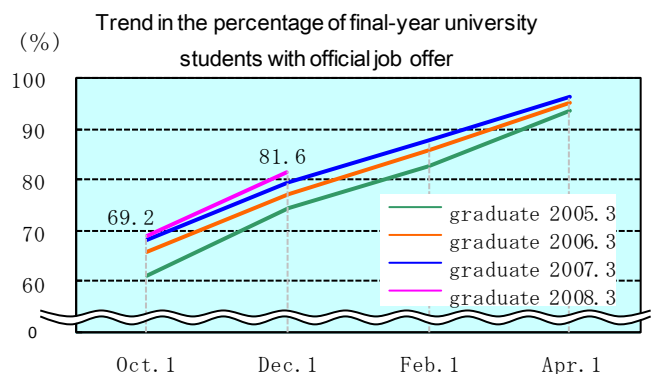
Wednesday, January 16, released by the Ministry of Health, Labour and Welfare, the Ministry of Education, Culture, Sports, Science and Technology

The ratio of final-year university students who got an official job offer to applicants was 81.6%, increased by 2.0points from a year earlier.

That of final-year junior college students (female only) was 60.7%, increased by 6.5 points from the same period a year earlier.

That of final-year technology college students (male only) was 98.7%, increased by 1.4 points from the same period a year earlier.

That of final-year vocational school students was 68.8%, increased by 0.1 points from the same period a year earlier.



Consumer Price Index (December and 2007)

Friday, January 25, released by the Ministry of Internal Affairs and Communications

The Consumer Price Index was 100.9, an increase of 0.7% from the previous year. Omitting Fresh food, the comprehensive index was 100.9, an increase of 0.8% from the previous year, both indexes increased for 3 months. The average index of 2007 was 100.3, unchanged from the previous year.

And in the ward –areas of Tokyo in January, the former accounted for 100.1, an increase of 0.2% from the previous year. Omitting Fresh food, the latter accounted for 100.0, an increase of 0.4% from the previous year.

Family Income and Expenditure Survey (December)

Tuesday, January 29, released by the Ministry of Internal Affairs and Communications

The average monthly income for a worker’s household with 2 or more family members decreased by 2.7% from the same month the year before. It decreased for 2 months.

Labour Force Survey (December and 2007)

Tuesday, January 29, released by the Ministry of Internal Affairs and Communications

Report on Employment Service (December and 2007)

Tuesday, January 29, released by the Ministry of Health, Labour and Welfare

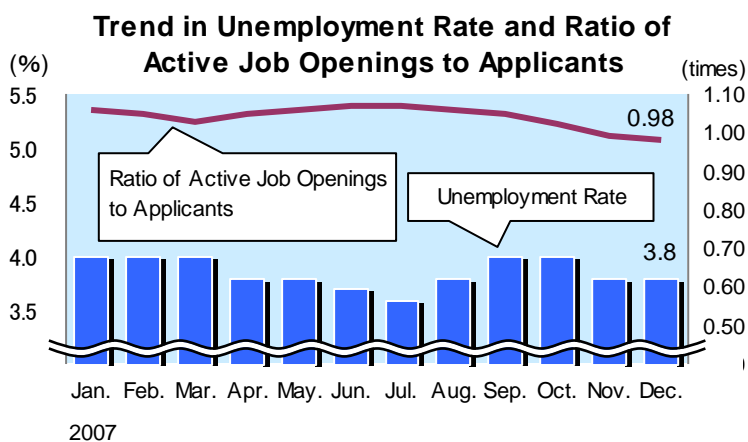
The unemployment rate (seasonally adjusted) was 3.8%, unchanged from the previous month. That for men was 3.9%, unchanged from the previous month, and that for women was 3.7%, increased by 0.1 points from the previous month.

The average unemployment rate in 2007 was 3.9%, decreased 0.2points from the previous year.

The number of unemployed persons decreased by 130 thousand from a year earlier to 2.31 million.

The number of employees (seasonally adjusted) decreased by 230 thousand from the previous month to 55.35 million.

The ratio of active job openings to applicants (seasonally adjusted) was 0.98, decreased by 0.01 points from the previous month. It decreased for 5 consecutive months. The average ratio of active job openings to applicants in 2006 was 1.04, decreased by 0.02 points from the previous year.



Indices of Industrial Production (December)

Wednesday, January 30, released by the Ministry of Economy, Trade and Industry

The index of industrial production (seasonally adjusted) increased by 1.4 % from the previous month. This index is expected to decrease in January and February.

Monthly Labour Survey (Preliminary Report in December and 2007)

Thursday, January 31, released by the Ministry of Health, Labour and Welfare

Total amount of cash earnings (for business establishments with 5 or more employees) decreased 1.9% from a year earlier and scheduled cash earnings increased by 0.3%. The average amount of 2007 decreased by 0.7%, it decreased for the first time in 3 years.

Non-scheduled hours worked in manufacturing (for business establishments with 5 or more employees, seasonally adjusted) decreased by 0.9% from the previous month. The average number of non-scheduled hours worked in manufacturing in 2007 decreased by 0.2% from the previous year. The average number of regular employee increased by 1.7% from the previous year, it increased for 4 years.

Other Reports

Monthly Economic Report (January)

Friday, January 18, released by the Cabinet Office

The economy is recovering, while some weaknesses are seen.

- * Corporate profit improvement appears to be pausing and business investment is increasing moderately.
- * The employment improvement appears to be pausing recently while some severe aspects remain.
- * Private consumption is almost flat.
- * Housing construction remains at a low level while showing a pick up.
- * Exports are increasing and industrial production is increasing moderately.

Monthly Economic Labour Report (January)

Friday, January 25, released by the Ministry of Health, Labour and Welfare

In looking at the aspects of labor and economy, the employment improvement appears to be pausing recently while some severe aspects remain.

We have also compiled the "**Main Labor Economics Indicators**", which summarizes indexes relating to the labour economy. Please go to "<https://www.jil.go.jp/english/estatis/eindex.html>"

EDITED BY Research and Statistical Information Analysis Department, The Japan Institute for Labour Policy and Training