



# Recent Statistical Survey Reports

December 2007

[Wednesday, December 5 –Friday, December 28]

## Statistical Survey Reports

### Indexes of Business Conditions (Preliminary Report for October)

Thursday, December 6, released by the Cabinet Office

The Leading Index was 20.0%, the Coincident Index was 66.7%, and the Lagging Index was 75.0%. The Leading Index of the preliminary report mark below 50% for 3 consecutive months, the Coincident Index surpassed 50 % for 7 consecutive months and the Lagging Index surpassed 50% for the first time in 3 months.

### Survey on Labor Economic Trend (November)

Thursday, December 6, released by the Ministry of Health, Labour and Welfare

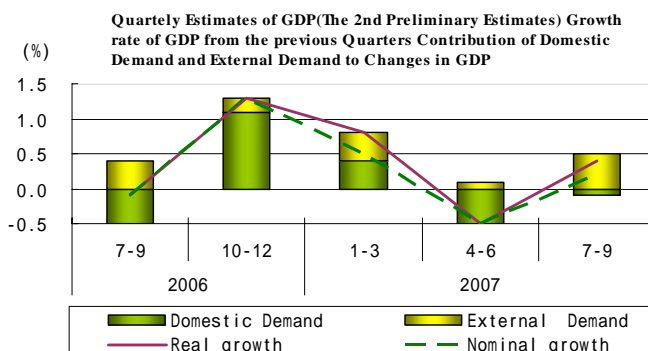
The Diffusion Index (D.I) for judging the shortage or excessiveness of regular employee was 25 points, the shortage is still large.

### National Accounts (The 2nd Preliminary Estimates of Expenditure in Jul.-Sep.)

Friday, December 7, released by the Cabinet Office

Real GDP (Gross Domestic Product) growth rate (seasonally adjusted) was 0.5% (1.5% on annual basis).

Of real GDP growth rate, -0.1% was contributed by domestic demand and 0.5% by external demand.

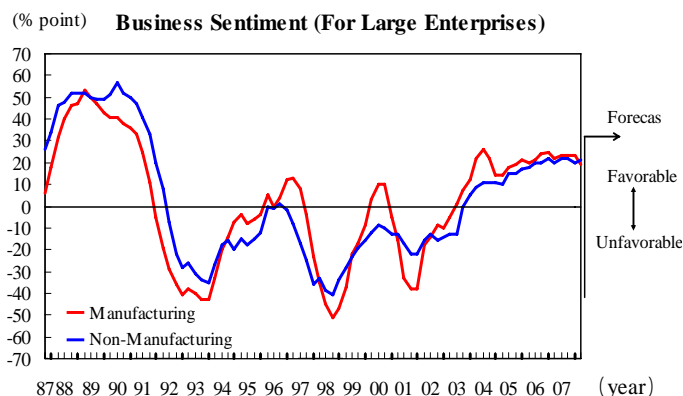


### TANKAN (Short-Term Economic Survey of Enterprises) (December)

Friday, December 14, released by the Bank of Japan

The Diffusion Index (DI) (“Favorable”-“Unfavorable”) for business conditions in large enterprises was 19 (23 in the previous quarter and forecast 15 in the coming quarter). The non-manufacturing DI was 16 (20 in the previous quarter and forecast 15 in the coming quarter).

The Diffusion Index (DI) (“Excessive”-“Insufficient”) for employment conditions in large enterprises of all industries was -13 (-12 in the previous quarter and forecast -14 in the coming quarter).



### Special Survey of the Monthly Labor Survey (2007)

Friday, December 21, released by the Ministry of Health, Labour and Welfare

Contractual cash earnings (for establishments with less than 5 employees) in July was 190,482 yen, decreased by 0.1% from a year earlier. Special cash earnings from August 1 in 2006 to July 31 in 2007 was 214,629 yen, decreased by 2.2% from a year earlier.

### **Business Outlook Survey (October-December)**

**Thursday, December 25, released by the Cabinet Office, the Ministry of Finance**

Difference of Employment BSI (“slightly insufficient”- “slightly excessive”) as of end of December 2007 inclines toward an expansion of “slightly insufficient” in large-scale, medium-sized, and small-to-medium-sized corporations. The outlook for the end of June 2008 in all industries is also “slightly insufficient” in large-scale, medium-sized, and small-to-medium-sized corporations.

### **Survey on Wage Increase (2007)**

**Tuesday, December 22, released by the Ministry of Health, Labour and Welfare**

The ratio of enterprises which planned to increase average wages per employees was 82.8% (77.5% in the previous year), while 1.6% of enterprises planned to decrease them (1.3% in the previous year).

The average amount of revised wage was 4,378 yen (4,341 yen in the previous year) based on weighted average of regular workers, and average wage revision rate was 1.7% (1.6% in the previous year).

### **Basic Survey on Labor Unions (2007)**

**Thursday, December 27, released by the Ministry of Health, Labour and Welfare**

The number of labor union members was 10.08 million (increased by 0.4%; 39 thousand from the previous year), an increase for the first time in these 13 years.

The estimated unionization rate was 18.1%, which decreased by 0.1 points from the previous year.

### **Indices of Industrial Production (November)**

**Friday, December 28, released by the Ministry of Economy, Trade and Industry**

The index of industrial production (seasonally adjusted) decreased by 1.6 % from the previous month. This index is expected to increase in December and decrease in January.

### **Consumer Price Index (November)**

**Friday, December 28, released by the Ministry of Internal Affairs and Communications**

The Consumer Price Index was 100.7, an increase of 0.6% from the previous year. Omitting Fresh food, the comprehensive index was 100.6, an increase of 0.4% from the previous year. And in the ward –areas of Tokyo in December, the former accounted for 100.5, an increase of 0.4% from the previous year. Omitting Fresh food, the latter accounted for 100.4, an increase of 0.3% from the previous year.

The average Consumer Price Index in the ward –areas of Tokyo in 2007 was 100.2, an increase of 0.1% from the previous year.

### **Family Income and Expenditure Survey (November)**

**Friday, December 28, released by the Ministry of Internal Affairs and Communications**

The average monthly income for a worker’s household with 2 or more family members decreased by 2.1% from the same month the year before.

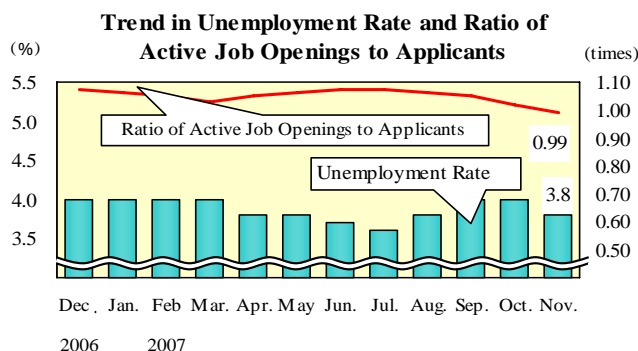
### **Labour Force Survey (November)**

**Friday, December 28, released by the Ministry of Internal Affairs and Communications**

### **Report on Employment Service (November)**

**Friday, December 28, released by the Ministry of Health, Labour and Welfare**

The unemployment rate (seasonally adjusted) was 3.8%, decreased by 0.2 points from the previous month. That for men was 3.9%, decreased by 0.1 points from the previous month, and that for



women was 3.6%, decreased by 0.3 points from the previous month.

The number of unemployed persons decreased by 130 thousand from a year earlier to 2.46 million.

The number of employees (seasonally adjusted) increased by 540 thousand from the previous month to 55.58 million.

The ratio of active job openings to applicants (seasonally adjusted) was 0.99, decreased by 0.03 points from the previous month.

### **Monthly Labour Survey (Preliminary Report in November)**

**Friday, December 28, released by the Ministry of Health, Labour and Welfare**

Total amount of cash earnings (for business establishments with 5 or more employees) decreased 0.2% from a year earlier, 289,466 yen, and scheduled cash earnings increased by 0.4% from a year earlier to 271,592yen.

Non-scheduled hours worked in manufacturing (for business establishments with 5 or more employees, seasonally adjusted) increased by 0.6% from the previous month.

## **Other Reports**

### **Monthly Economic Report (December)**

**Tuesday, December 18, released by the Cabinet Office**

The economy is recovering, while some weaknesses are seen.

- \* Corporate profit improvement appears to be pausing and business investment is increasing moderately.
- \* The employment improvement appears to be pausing recently while some severe aspects remain.
- \* Private consumption is almost flat.
- \* Housing construction remains at a low level while it has almost stopped decreasing.
- \* Exports are increasing and industrial production is increasing moderately.

### **Monthly Economic Labour Report (December)**

**Wednesday, December 26, released by the Ministry of Health, Labour and Welfare**

In looking at the aspects of labor and economy, the employment improvement appears to be pausing recently while some severe aspects remain.

We have also compiled the "**Main Labor Economics Indicators**", which summarizes indexes relating to the labour economy. Please go to "<https://www.jil.go.jp/english/estatis/eindex.html>"

**EDITED BY Research and Statistical Information Analysis Department, The Japan Institute for Labour Policy and Training**