



Recent Statistical Survey Reports

September 2007

[Tuesday, September 4 –Monday, October 1]

Statistical Survey Reports

Indexes of Business Conditions (Preliminary Report for July)

Friday, September 7, released by the Cabinet Office

The Leading Index was 70.0%, the Coincident Index was 66.7%, and the Lagging Index was 50.0%. The Leading Index surpassed 50% for 2 months and the Coincident Index surpassed 50 % for 4 months.

Survey on Labor Economic Trend (August)

Friday, September 7, released by the Ministry of Health, Labour and Welfare

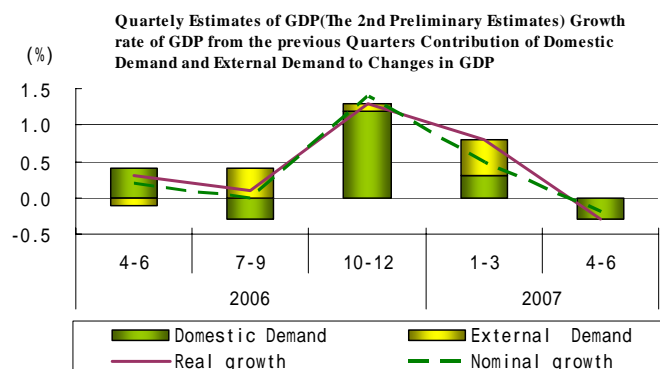
The Diffusion Index (D.I) for judging the shortage or excessiveness of regular employee in August was 27 points, the shortage is still large.

National Accounts (The 2nd Preliminary Estimates of Expenditure in Apr.-Jun.)

Monday, September 10, released by the Cabinet Office

Real GDP (Gross Domestic Product) growth rate (seasonally adjusted) downwardly revised to -0.3% (-1.2% on annual basis) from 0.1% of the first preliminary estimates.

Of real GDP growth rate, -0.3% was contributed by domestic demand and 0.0% by external demand.



Survey on Preliminary Offer of Hiring New Graduates in FY 2007 (Senior and Junior High)

Friday, September 14, released by the Ministry of Health, Labour and Welfare

The ratio of job openings to applicants for final- grade senior high school students was 1.29, 0.15 points higher than the previous year.

The ratio of job openings to applicants for final-grade junior high school students was 0.36, 0.07 points higher than the previous year.

Business Outlook Survey (July-September)

Thursday, September 20, released by the Cabinet Office, the Ministry of Finance

Difference of Employment BSI (“slightly insufficient”- “slightly excessive”) inclines toward an expansion of “slightly insufficient” in large-scale, medium-sized, and small-to-medium-sized corporations.

Survey of Wage and Salaries in Private Firms (FY2006)

Thursday, September 27, released by the National Tax Administration

The number of salaried employees who had worked throughout a year was 44.85 million, decreased by 0.2%, 90 thousand people from the previous year, and the average annual income per salaried employee accounted for 4.35 million yen, decreased by 0.4%, 20 thousand yen from the previous year.

Consumer Price Index (August)

Friday, September 28, released by the Ministry of Internal Affairs and Communications

The Consumer Price Index was 100.6, a decrease of 0.2% from a year earlier. Omitting Fresh food, it was 100.2, a decrease of 0.1% from a year earlier. And in the Ward –areas of Tokyo in September, it was 100.4, a decrease of 0.2% from a year earlier. Omitting Fresh food, it was 100.1, a decrease of 0.1% from a year earlier.

Indices of Industrial Production (August)

Friday, September 28, released by the Ministry of Economy, Trade and Industry

The index of industrial production (seasonally adjusted) increased by 3.4 % from the previous month. This index is expected to decrease in September and increase in October.

Family Income and Expenditure Survey (August)

Friday, September 28, released by the Ministry of Internal Affairs and Communications

The average monthly income for a worker's household with 2 or more family members decreased by 1.5% from the same month the year before.

Labour Force Survey (August)

Friday, September 28, released by the Ministry of Internal Affairs and Communications

Report on Employment Service (August)

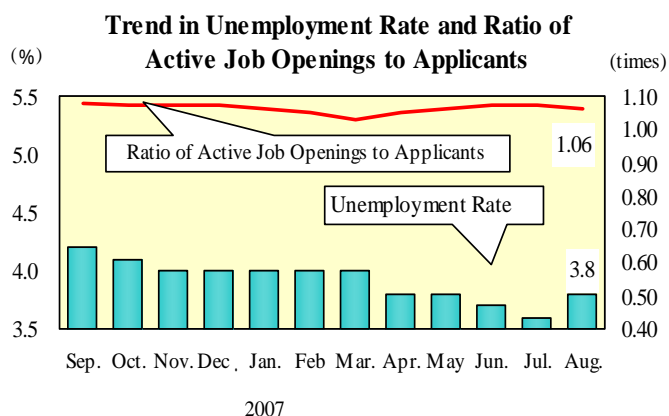
Friday, September 28, released by the Ministry of Health, Labour and Welfare

The unemployment rate (seasonally adjusted) was 3.8%, increased by 0.2 points from the previous month. That for men was 3.8%, increased by 0.1 points from the previous month, and that for women was 3.7%, increased by 0.4 points from the previous month.

The number of unemployed persons decreased by 230 thousand from a year earlier to 2.49 million.

The number of employees (seasonally adjusted) increased by 150 thousand people from the previous month to 55.29 million.

The ratio of active job openings to applicants (seasonally adjusted) was 1.06, decreased by 0.01 points from the previous month.



Monthly Labour Survey (Preliminary Report in August)

Monday, October 1, released by the Ministry of Health, Labour and Welfare

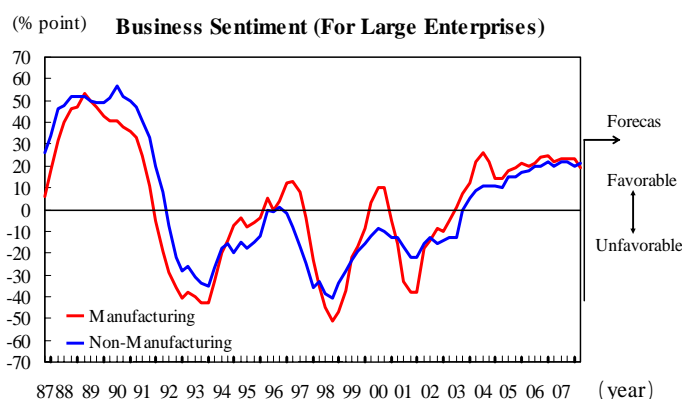
Total amount of cash earnings (for business establishments with 5 or more employees) increased by 0.1% from a year earlier, 283,236 yen, and scheduled cash earnings increased by 0.1% from a year earlier, 268,646yen.

Non-scheduled hours worked in manufacturing (for business establishments with 5 or more employees, seasonally adjusted) decreased by 1.8% from the previous month.

TANKAN (Short-Term Economic Survey of Enterprises) (September)

Monday, October 1, released by Bank of Japan

The Diffusion Index (DI) (“Favorable”- “Unfavorable”) for business conditions in large



enterprises was 23 (23 in the previous quarter and forecast 19 in the coming quarter). The non-manufacturing DI was 20 (22 in the previous quarter and forecast 21 in the coming quarter).

The Diffusion Index (DI) (“Excessive”- “Insufficient”) for employment conditions in large enterprises of all industries was -12 (-11 in the previous quarter and forecast -14 in the coming quarter).

Other Reports

White Paper on Health, Labour and Welfare (2007)

Friday, September 14, released by the Ministry of Health, Labour and Welfare

Monthly Economic Report (September)

Friday, September 14, released by the Cabinet Office

The economy is recovering, while some weaknesses are seen recently.

- * Corporate profits are improving and business investment is generally increasing while weak movements are seen recently.
- * The employment situation is improving steadily, though some severe aspects remain.
- * Private consumption is picking up.
- * Exports is increasing moderately and industrial production is flat.

Monthly Economic Labour Report (September)

Tuesday, September 25, released by the Ministry of Health, Labour and Welfare

In looking at the aspects of labor and economy, the employment situation is improving steadily, though some severe aspects remain. The total unemployment rate is on a downward trend and has reached the upper 3% level.

We have also compiled the "**Main Labor Economics Indicators**", which summarizes indexes relating to the labour economy. Please go to "<https://www.jil.go.jp/english/estatis/eindex.html>"

EDITED BY Research and Statistical Information Analysis Department, The Japan Institute for Labour Policy and Training