



# Recent Statistical Survey Reports

June 2007

[Friday, June 1 –Monday, July 2]

## Statistical Survey Reports

### Indexes of Business Conditions (Preliminary Report for April)

Wednesday, June 6, released by the Cabinet Office

The Leading Index was 20.0%, the Coincident Index was 66.7%, and the Lagging Index was 50.0%.

### Annual Counts on Monthly Report of Vital Statistics of Population (2006)

Wednesday, June 6, released by the Ministry of Health, Labour and Welfare

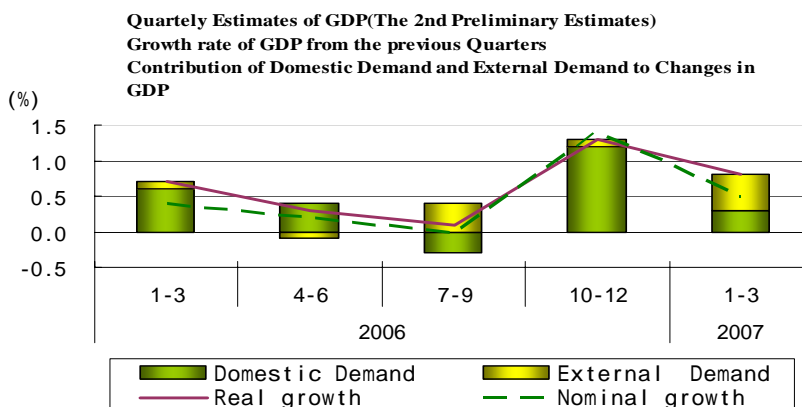
Total fertility rate was 1.32, it increased for the first time in six years.

### National Accounts (The Second Preliminary Estimates of Expenditure in Jan.-Mar.)

Monday, June 11, released by the Cabinet Office

Real GDP (Gross Domestic Product) growth rate (seasonally adjusted) increased by 0.8% from the previous quarters (3.3% on annual basis).

Of real GDP growth rate, 0.3% was contributed by domestic demand and 0.5% by external demand.



### Survey on Labor Economic Trend (May)

Tuesday, June 12, released by the Ministry of Health, Labour and Welfare

The Diffusion Index (D.I.) for judging the shortage or excessiveness of regular employee in May was 26 points (29 points in February), reduced slightly in shortage of employment from the previous survey, but the shortage is still large.

### Business Outlook Survey (April-June)

Wednesday, June 20, released by the Cabinet Office, the Ministry of Finance

The difference of employment BSI (“insufficient”-“excessive”) continues to incline toward “insufficient” in large-scale, medium-sized, and small-to-medium-sized corporations.

### Survey on Firms’ Consecutive Summer Holiday Plan (2007)

Thursday, June 21, released by the Ministry of Health, Labour and Welfare

The highest ever, 92.9% of business establishments surveyed plan to provide employees with consecutive holidays in this summer.

The average length of summer holidays is 8.2days(7.8days in last year), while the average consecutive

leave for the summer (from July to August) is 6.0 days(5.8days in last year).

### Indices of Industrial Production (May)

**Thursday, June 28, released by the Ministry of Economy, Trade and Industry**

The index of industrial production (seasonally adjusted) decreased by 0.4 % from the previous month. This index is expected to increase in June and July.

### Consumer Price Index (May)

**Friday, June 29, released by the Ministry of Internal Affairs and Communications**

The Consumer Price Index was 100.4, unchanged from a year earlier. Omitting Fresh food, it was 100.1, a decrease of 0.1% from a year earlier. And in the Ward –areas of Tokyo in June, it was 100.1, a decrease of 0.2% from a year earlier. Omitting Fresh food, it was 100.0, a decrease of 0.1% from a year earlier.

### Family Income and Expenditure Survey (May)

**Friday, June 29, released by the Ministry of Internal Affairs and Communications**

The average monthly income for workers' household was increased by 1.0% from the same month the year before.

### Labour Force Survey (May)

**Friday, June 29, released by the Ministry of Internal Affairs and Communications**

### Report on Employment Service (May)

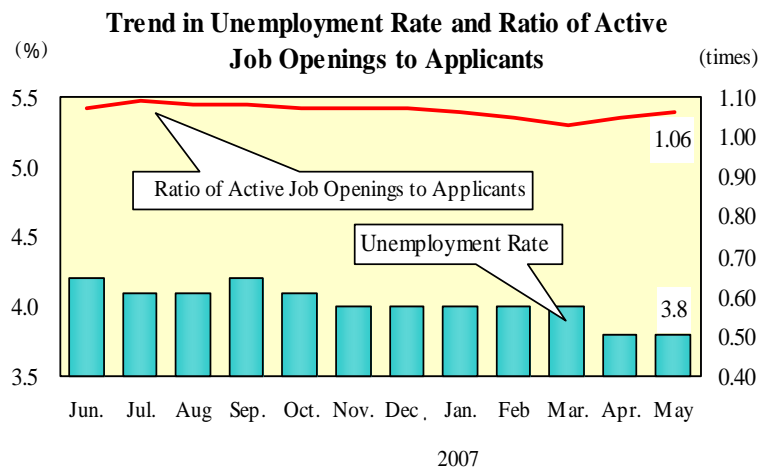
**Friday, June 29, released by the Ministry of Health, Labour and Welfare**

The unemployment rate (seasonally adjusted) was 3.8%, unchanged from the previous month. That for men was 3.9%, decreased by 0.1 points from the previous month, that for women was 3.6%, unchanged from the previous month.

The number of unemployed persons decreased by 190 thousand from a year earlier to 2.58 million.

The number of employees (seasonally adjusted) decreased by 240 thousand people from the previous month to 55.16 million.

The ratio of active job openings to applicants (seasonally adjusted) was 1.06, increased by 0.01 points from the previous month.



### Labour Force Survey: Detailed Analysis (2006)

**Friday, June 29, released by the Ministry of Internal Affairs and Communications**

The number of regular employees except for the board members was 50.88 million, increased by 810 thousand from a year earlier.

The ratio of non-regular employees except for the board members was 33.0%, increased by 0.4points from a year earlier, lower than the previous year's 1.2 points.

### Monthly Labour Survey (Preliminary Report in May)

**Monday, July 2, released by the Ministry of Health, Labour and Welfare**

Total amount of cash earnings (for business establishments with 5 or more employees) decreased by 0.6% from a year earlier, 274,091 yen, and scheduled cash earnings was unchanged from a year earlier,

268,318yen.

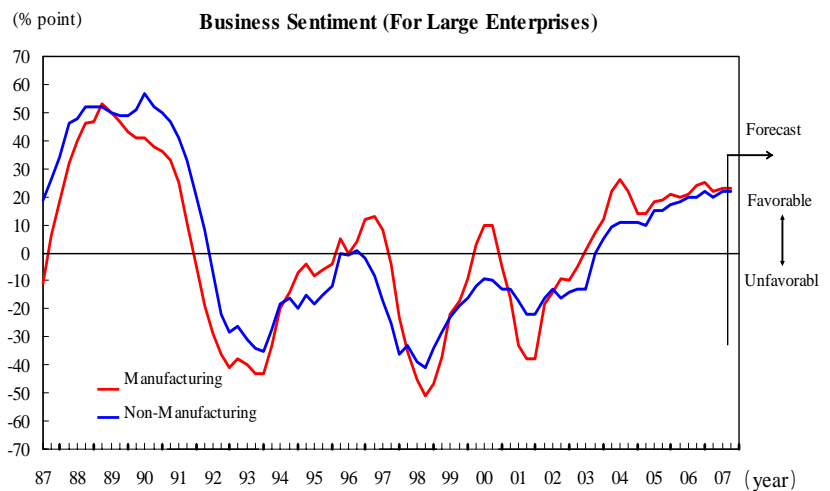
Non-scheduled hours worked in manufacturing (for business establishments with 5 or more employees, seasonally adjusted) decreased by 2.2% from the previous month.

### **TANKAN (Short-Term Economic Survey of Enterprises) (June)**

**Monday, July 2, released by Bank of Japan**

The Diffusion Index (DI) (“Favorable”- “Unfavorable”) for business sentiment in large enterprises was 23 (23 in the previous quarter and forecast 22 in the coming quarter). For non-manufacturing DI was 22 (22 in the previous quarter and forecast 23 in the coming quarter).

The Diffusion Index (DI) (“Excessive”- “Insufficient”) for employment sentiment in large enterprises of all industries was -11 (-13 in the previous quarter and forecast -14 in the coming quarter).



## **Other Reports**

### **White Paper on Manufacturing Infrastructure (2007)**

**Tuesday, June 5, released by the Ministry of Health, Labour and Welfare  
the Ministry of Economy, Trade and Industry  
the Ministry of Education, Culture, Sports, Science and Technology**

### **White Paper on Aging Society (2007)**

**Friday, June 8, released by the Cabinet Office**

### **Monthly Economic Report (June)**

**Tuesday, June 18, released by the Cabinet Office**

The economy is recovering, despite weakness in industrial production in some sectors.

- \* Corporate profits are improving and business investment is increasing.
- \* The employment situation is improving on a broader basis, though some severe aspects remain.
- \* Private consumption is picking up.
- \* Exports and industrial production are flat.

### **Annual Report on the State of Formation of a Gender- Equal Society (2007)**

**Tuesday, June 19, released by the Cabinet Office**

### **Monthly Economic Labour Report (June)**

**Monday, June 25, released by the Ministry of Health, Labour and Welfare**

In looking at the aspects of labor and economy, the employment situation shows an expansion of improvement though some severe aspects remain. For example, the unemployment rate is declining, though still remains at a high level.

### **White Paper on the National Lifestyle (2007)**

**Tuesday, June 26, released by the Cabinet Office**

**White Paper on Youth (2007)**

**Friday, June 29, released by the Cabinet Office**

We have also compiled the "**Main Labor Economics Indicators**", which summarizes indexes relating to the labour economy. Please go to "<https://www.jil.go.jp/english/estatis/eindex.html>"

**EDITED BY Research and Statistical Information Analysis Department, The Japan Institute for Labour Policy and Training**