



Recent Statistical Survey Reports

January 2007

[Thursday, December 29 –Wednesday, January 31]

Statistical Survey Reports

Indexes of Business Conditions (Preliminary Report for November)

Thursday, January 11, released by the Cabinet Office

The Leading Index was 20.0%, the Coincident Index was 50.0%, and the Lagging Index was 75.0%.

Survey on Situation of Preliminary Job Offers for New Graduate in Mar.2007 (Senior and Junior High School) (End of November)

Friday, January 12, released by the Ministry of Health, Labour and Welfare

The ratio of active job openings to applicants for final-year senior high school students was 1.59, increased by 0.23 points from a year earlier. The number of final-year senior high school students with official job offer was 152 thousand people, increased by 6.8% from a year earlier. The ratio of students receiving official job offer was 77.3%, increased by 4.5 points from a year earlier.

The ratio of active job openings to applicants for final-year junior high school students was 0.68, increased by 0.13 points from a year earlier.

Survey on Situation of Preliminary Job Offers for New Graduate in Mar.2007 (University, etc.) (December 1)

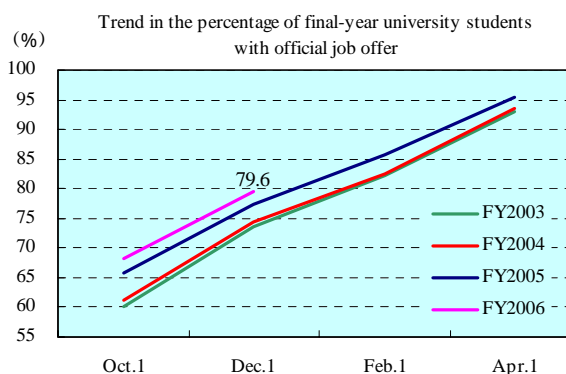
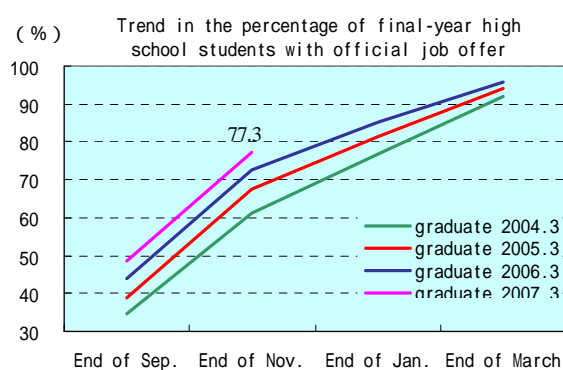
Friday, January 12, released by the Ministry of Health, Labour and Welfare, the Ministry of Education, Culture, Sports, Science and Technology

The ratio of final-year university students with official job offer to applicants for entering employment was 79.6%, increased by 2.2points from a year earlier.

That of final-year junior college students (female only) was 54.2%, increased by 4.2 points from a year earlier.

That of final-year technology college students (male only) was 97.3%, increased by 3.8 points from a year earlier.

That of final-year vocational school students was 68.7%, increased by 9.0 points from a pervious year.



Consumer Price Index (December and 2006)

Friday, January 26, released by the Ministry of Internal Affairs and Communications

The consumer price index was 100.2, increased by 0.3% from the previous year. The average index in 2006 increased by 0.3% from a year earlier, and it was for the first time in 8 years to exceed the previous year's level. And in the Ward- areas of Tokyo in January, it was 99.9, increased by 0.1% from the previous year.

Family Income and Expenditure Survey (December)

Tuesday, January 30, released by the Ministry of Internal Affairs and Communications

The average monthly income for workers' household increased by 6.5% in real values from the same month the year before.

Indices of Industrial Production (Preliminary Report for December)

Thursday, January 30, released by the Ministry of Economy, Trade and Industry

The index of industrial production (seasonally adjusted) increased by 0.7 % from the previous month. This index is expected to decrease in January and to increase in February.

Labour Force Survey (December and 2006)

Tuesday, January 30, released by the Ministry of Internal Affairs and Communications

Report on Employment Service (December and 2006)

Tuesday, January 30, released by the Ministry of Health, Labour and Welfare

The unemployment rate (seasonally adjusted) was 4.1%, that for men was 4.3% and that for women was 3.8%, increased by 0.1 points from the previous month, respectively.

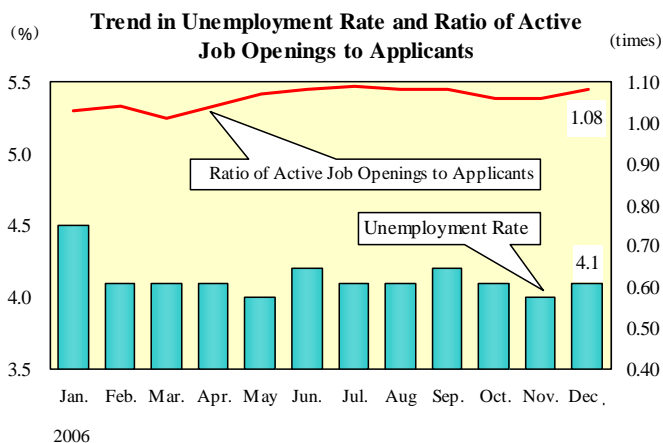
The number of unemployed persons decreased by 210 thousand from a year earlier to 2.44 million.

The number of employees (seasonally adjusted) decreased by 290 thousand people to 54.58 million people from the previous month.

The ratio of active job openings to applicants (seasonally adjusted) was 1.08, increased by 0.02 points from the previous month.

The average unemployment rate in 2006 was 4.1%, decreased by 0.3 points from a year earlier.

The average ratio of active job openings to the applicants in 2006 was 1.06, increased by 0.11 points from the previous year.



Monthly Labour Survey (Preliminary Report in December and 2006)

Wednesday, January 31, released by the Ministry of Health, Labour and Welfare

Total amount of cash earnings (for business establishments with 5 or more employees) was decreased by 0.6% from a year earlier, and scheduled cash earnings was decreased by 0.6% from a year earlier.

Non-scheduled hours worked in manufacturing (for business establishments with 5 or more employees, seasonally adjusted) decreased by 1.2% from the previous month.

The average total cash earnings for a worker at business establishments with 5 or more employees in 2006 increased by 0.2%, marking the second straight year of decline.

The average non-scheduled hours worked in manufacturing (for business establishments with 5 or more employees) in 2006 increased by 4.4%, marking for the first time in 2 years. The number of regular employees in 2006 increased for the third consecutive year by 1.0%.

Other Reports

Monthly Economic Report (January)

Monday, January 22, released by the Cabinet Office

The economy is recovering, despite some weakness in consumption.

- * Corporate profits are improving and business investment is increasing.
- * The employment situation is improving on a broader basis, though some severe aspects remain.
- * Private consumption is almost flat.
- * Exports are leveling off and industrial production is increasing moderately.

Monthly Economic Labour Report (January)

Wednesday, January 31, released by the Ministry of Health, Labour and Welfare

In looking at the aspects of labor and economy, the employment situation shows an expansion of improvement though some severe aspects remain. For example, the unemployment rate is declining, though still remains at a high level, and wages are steadily increasing.

We have also compiled the "**Main Labor Economics Indicators**", which summarizes indexes relating to the labour economy. Please go to "<https://www.jil.go.jp/english/estatis/eindex.html>"

EDITED BY Statistical Information and Analysis Department, The Japan Institute for Labour Policy and Training