



Recent Statistical Survey Reports

September 2006**[Friday, September 1 –Monday, October 2]**

Statistical Survey Reports

Survey on Labor Economic Trend (August, 2006)

Friday, September 1, released by the Ministry of Health, Labour and Welfare

The Diffusion Index (D.I.) for judging the shortage or excessiveness of regular employee in August was 21, unchanged from the previous quarter.

The ratio of establishments that executed the employment adjustment during Apr.-Jun. 2006 was 12%, unchanged from the previous quarter.

Regional Minimum Wages (FY2006)

Friday, September 1, released by the Ministry of Health, Labour and Welfare

Regional minimum wages were improved across the country for 2 consecutive years.

Indexes of Business Conditions (Preliminary Report for July)

Thursday, September 7, released by the Cabinet Office

The Leading Index was 40.0%, the Coincident Index was 83.3%, and the Lagging Index was 87.5%.

Population Survey Report (Settled Figures, 2005)

Friday, September 8, released by the Ministry of Health, Labour and Welfare

The number of live births was 1,062,530, decreased by 48.191 thousands from the previous year. The number of deaths was 1,083,796, increased by 55.194 thousands from the previous year.

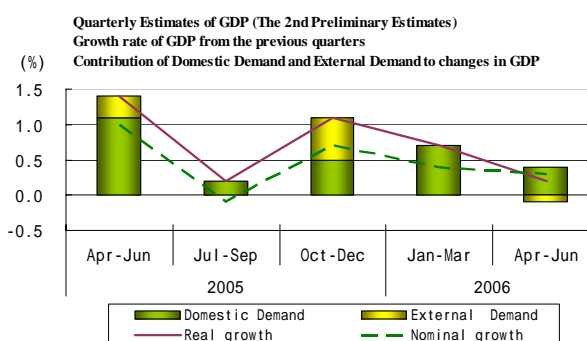
Concerning natural growth of population (live births - deaths), it was for the first time from 1899 that the number of live birth was lower than that of deaths.

National Accounts (The Second Preliminary Estimates of Expenditure in Apr.-Jun.)

Monday, September 11, released by the Cabinet Office

Real GDP (Gross Domestic Product) growth rate (Seasonally Adjusted) increased by 0.2% (1.0% on annual basis) from the previous quarters.

Of real GDP growth rate, 0.4% was contributed by domestic demand and -0.1% by external demand.



Survey on Preliminary Offer of Hiring of New Graduates in FY2006 (Senior and Junior High School) (End of July) Wednesday, September 13, released by the Ministry of Health, Labour

and Welfare

The ratio of job openings to applicants for final-grade senior high school students was 1.14, 0.24 point higher than the previous year.

The ratio of job openings to applicants for final-grade junior high school students was 0.29, 0.07 point higher than the previous year.

Business Outlook Survey (July-September)

Friday, September 22, released by the Cabinet Office, the Ministry of Finance

Difference of Employment BSI (“slightly insufficient”- “slightly excessive”) inclines toward an expansion of “slightly insufficient” in large-scale, medium-sized, and small-to-medium-sized corporations.

Statistical survey on Labor Dispute (2005)

Friday, September 22, released by the Ministry of Health, Labour and Welfare

The total number of labor disputes was 708 cases, decreased by 29 cases(- 3.9%), that of participants in dispute was 646 thousand, decreased by 64 thousand(- 9.0%) compared to the previous year.

Survey of Salaries in Private Firm (FY2005)

Thursday, September 28, released by the National Tax Administration

The number of salaried employees who had worked throughout a year was 44.94 million, increased by 0.9% from the previous year, and the average annual income per salaried employee was 4.37 million yen, decreased by 0.5% from the previous year, the eighth consecutive annual drop.

Consumer Price Index (August)

Friday, September 29, released by the Ministry of Internal Affairs and Communications

The consumer price index was 100.8, increased by 0.9% from the previous year. And in the Ward- areas of Tokyo in September, it was 100.5, increased by 0.4% from the previous year.

Family Income and Expenditure Survey (August)

Friday, September 29, released by the Ministry of Internal Affairs and Communications

The average monthly income for workers' household increased by 1.8% in real values from the same month the year before, increased for 2 months in a row.

Labour Force Survey (August)

Friday, September 29, released by the Ministry of Internal Affairs and Communications

Report on Employment Service (August)

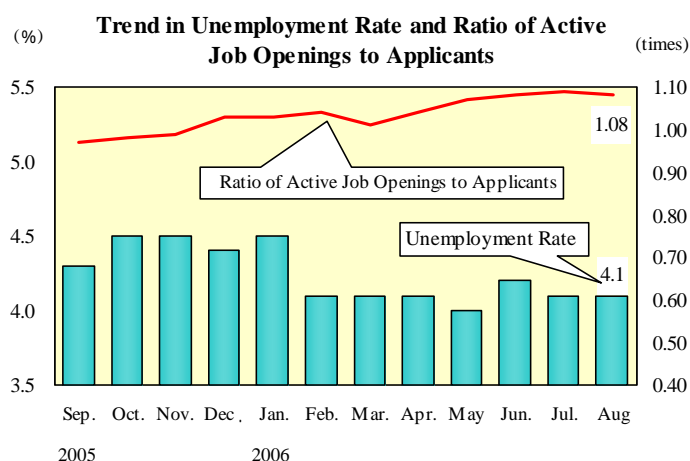
Friday, September 29, released by the Ministry of Health, Labour and Welfare

The unemployment rate (seasonally adjusted) was 4.1%, unchanged from the previous month.

That for men was 4.3%, increased by 0.1 points from the previous month, that for women was 3.9%, unchanged from the previous month.

The number of unemployed persons decreased by 120 thousand from a year earlier to 2.72 million.

The number of employees (seasonally adjusted) increased by 160 thousand people to 54.65



million people from the previous month.

The ratio of active job openings to applicants (seasonally adjusted) was 1.08, decreased by 0.01 points from the previous month.

Indices of Industrial Production (Preliminary Report for August)

Friday, September 29, released by the Ministry of Economy, Trade and Industry

The index of industrial production (seasonally adjusted) increased by 1.9 % from the previous month. This index is expected to decrease in September and to increase in October.

Basic Survey on Industrial Safety and Health (2005)

Friday September 29, released by the Ministry of Health, Labour and Welfare

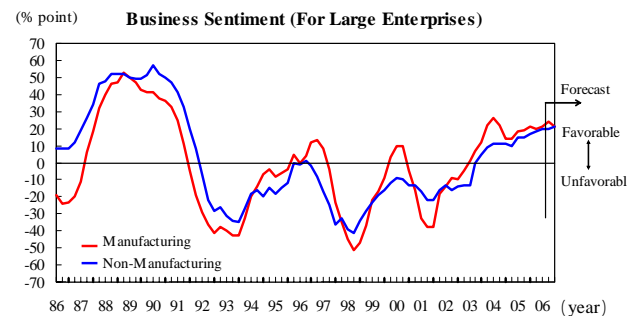
The ratio of business establishments that have employees who took day-off due to mental health reasons in a past year was 3.3%. That for business establishments with a thousand and over employees accounted for 82.0%.

TANKAN (Short-Term Economic Survey of Enterprises) (September)

Monday, October 2, released by the Bank of Japan

The Diffusion Index (DI) ("Favorable" - "Unfavorable") for business sentiment in large enterprises for manufacturing was 24 (21 in the previous quarter and forecast 21 in the coming quarter). For non-manufacturing DI was 20 (20 in the previous quarter and forecast 21 in the coming quarter).

The Diffusion Index (DI) ("Excessive" - "Insufficient") for employment sentiment in large enterprises of all industries was -8(-7 in the previous quarter and forecast -11 in the coming quarter).



Monthly Labour Survey (Preliminary Report in August)

Monday, October 2, released by the Ministry of Health, Labour and Welfare

Total amount of cash earnings (for business establishments with 5 or more employees) decreased by 0.5% from a year earlier, and scheduled cash earnings was decreased by 0.1% from a year earlier.

Non-scheduled hours worked in manufacturing (for business establishments with 5 or more employees, seasonally adjusted) decreased by 1.7% from the previous month.

Other Reports

White Paper on Health, Labour and Welfare 2006

Friday, September 8, released by the Ministry of Health, Labour and Welfare

Monthly Economic Report (September)

Friday, September 15, released by the Cabinet Office

The economy is recovering.

- * Corporate profits are improving and business investment is increasing.
- * The employment situation is improving on a broader basis, though some severe aspects remain.
- * Private consumption is decelerating recently.
- * Exports are leveling off and industrial production is increasing moderately.

Monthly Economic Labour Report (September)

Tuesday, September 19, released by the Ministry of Health, Labour and Welfare

In looking at the aspects of labor and economy, the employment situation shows an expansion of improvement though some severe aspects remain. For example, the unemployment rate is declining, though still remains at a high level, and wages are steadily increasing.

We have also compiled the "**Main Labor Economics Indicators**", which summarizes indexes relating to the labour economy. Please go to "<https://www.jil.go.jp/english/estatis/eindex.html>"

EDITED BY Statistical Information and Analysis Department, The Japan Institute for Labour Policy and Training