



# Recent Statistical Survey Reports

August 2005

[Tuesday, August 2 – Wednesday, August 31]

## Statistical Survey Reports

### Basic Survey on Employment Management of Women (2004)

Monday, August 8, released by Ministry of Health, Labour and Welfare

Acquisition rate of child care leave is 70.6% (64.0% as of 2002) for women, and 0.56 % (0.33% as of 2002) for men.

### State of Implementation regarding Labour Management System by Career Course (2004)

Monday, August 8, released by Ministry of Health, Labour and Welfare

Proportion of women in main career track was only 5.1%.

### Basic Survey on Schools (FY2005)

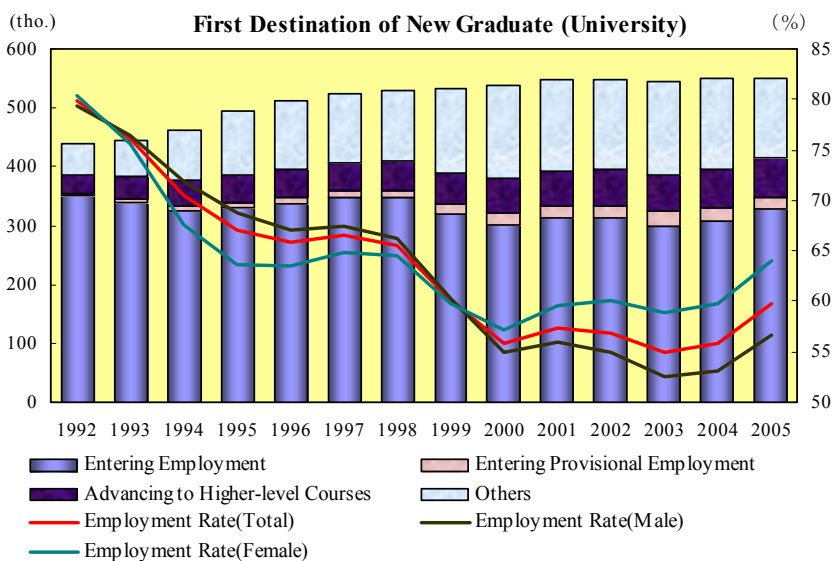
Friday, August 12, released by Ministry of Education, Culture, Sports, Science and Technology

Among high school graduates, 47.3% advanced to universities and other colleges etc., the highest since the survey started.

17.4% of them entered employment, increased by 0.5 points from a year earlier. Neither advancing university nor entering employment was 6.6%.

Among university graduates, 12.0% advanced to postgraduate colleges and others, the highest ever.

59.7% entered employment, increased by 3.9 points from a year earlier. Neither advancing upper school nor entering employment was 17.8%.

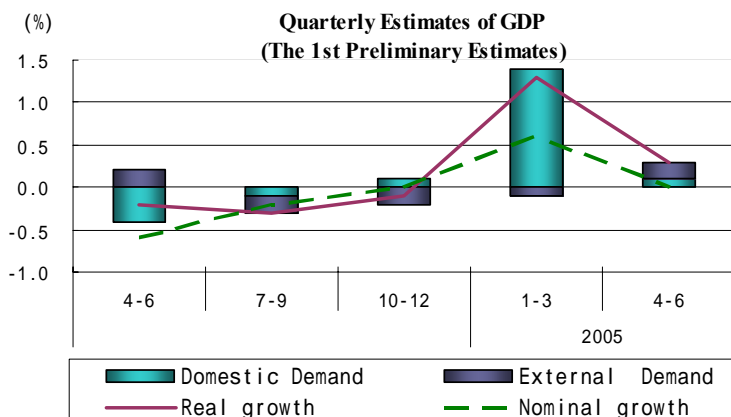


### National Accounts (The 1st Preliminary Estimates of Expenditure in Apr.-Jun.)

Friday, August 12, released by Cabinet Office

Real GDP (Gross Domestic Product) growth rate (seasonally adjusted) increased by 0.3% (1.1% on annual basis) from the previous quarter.

Of real GDP growth rate, 0.1% was contributed by domestic demand and 0.2% by external demand.



## Survey on Counter Measures against Labour Accident of General Constructor (2004)

Friday, August 12, released by Ministry of Health, Labour and Welfare

83.6% of the establishment implements safety patrol of construction field on regular basis.

## Report of Vital Statistics of Population (first half of 2005, preliminary report)

Tuesday, August 23, released by Ministry of Health, Labour and Welfare

The number of deaths exceeded the births for a period of six months from January to June. Total population decreased 31,034 in a half year.

## Agreement of Spring Wage Offensive (2005)

Thursday, August 25, released by Ministry of Health, Labour and Welfare

The amount of wage increases was 5,422 yen, and the wage increase percentage was 1.71%. Both the amount and the percentage increased from a year earlier.

## Consumer Price Index (July)

Friday, August 26, released by Ministry of Internal Affairs and Communications

Consumer price index decreased by 0.3% from a year earlier, and that of Ku-areas in Tokyo in August decreased by 0.6%.

## Family Income and Expenditure Survey (July)

Tuesday, August 30, released by Ministry of Internal Affairs and Communications

Monthly living expenditure per workers' household decreased by 3.3% in real terms from a year earlier.

## Labor Force Survey (July)

Tuesday, August 30, released by Ministry of Internal Affairs and Communications

## Report on Employment Service (July)

Tuesday, August 30, released by Ministry of Health, Labour and Welfare

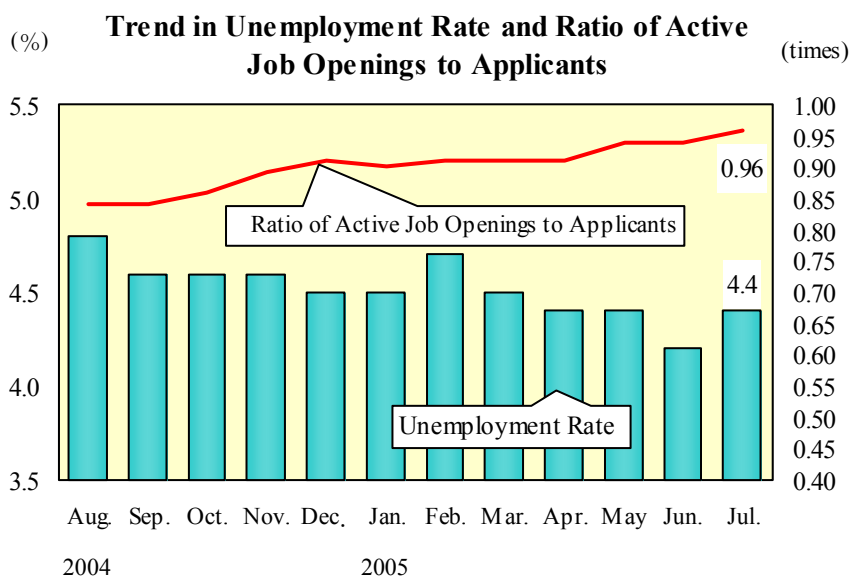
Unemployment rate (seasonally adjusted) was 4.4%, increased by 0.2 points from the previous month.

That for men increased by 0.1 points to 4.5%, while that for women increased by 0.4 points to 4.3%.

The ratio of active job openings to applicants (seasonally adjusted) was 0.97, rose by 0.01 points from the previous month.

The number of employees (seasonally adjusted) decreased by 0.4% to 53.7 million from the previous month.

The number of unemployed persons was 2.89 million, decreased for the 26th consecutive month from the previous year.



## **Labor Force Survey : Detailed Analysis (Preliminary Report for Apr.-Jun.)**

**Tuesday, August 30, released by Ministry of Internal Affairs and Communications**

The ratio of non-regular employee excluding board members was 32.3%, increased by 1.1 points from a year earlier. The number of unemployed people by duration of unemployment was; “less than 3 months” 1.21 million, followed by “more than a year” 0.93 million. The number of unemployed people who had been unemployed for “more than a year” dropped by 120 thousand from a year earlier.

## **Indices of Industrial Production (Preliminary Report for July)**

**Wednesday, August 31, released by Ministry of Economy, Trade and Industry**

Industrial production index (seasonally adjusted) decreased by 1.1% from the previous month falling for the first time in 2 months. The index is expected to increase in August and September.

## **Monthly Labor Survey (Preliminary Report for July)**

**Wednesday, August 31, released by Ministry of Health, Labour and Welfare**

Total cash earnings (for establishments with 5 or more employees) increased by 1.7% from a year earlier, and contractual cash earnings increased by 0.3%.

Non-scheduled hours worked in manufacturing (for establishments with 5 or more employees, seasonally adjusted) decreased by 1.6% from the previous month.

Regular workers (for establishments with 5 or more employees) increased by 0.5% from a year earlier.

## **Other Reports**

### **Monthly Economic Report (August)**

**Tuesday, August 9, released by Cabinet Office**

The economy is recovering at a moderate pace with the corporate sector as well as the household sector improving.

\* Corporate profits are improving and business investment is increasing moderately.

\* Private consumption is increasing moderately.

\* The employment situation is improving on a broader basis, though some severe aspects remain.

\* Exports are picking up and industrial production is leveling off.

### **Monthly Labor Economy Report (August)**

**Wednesday, August 10, released by Ministry of Health, Labour and Welfare**

Looking at the aspects of labor and economy, the employment situation shows an expansion of improvement though some severe aspects remain. For example, unemployment rate is declining though still remaining on a high level, and wages are steadily increasing.

### **White Paper on the National Lifestyle (2005)**

**Friday, August 12, released by Cabinet Office**

We have also compiled the "Main Labor Economics Indicators", which summarizes indexes Related to the labor economy. Please go to "<https://www.jil.go.jp/english/estatis/eindex.html>"

**EDITED BY Statistical Information and Analysis Department, The Japan Institute for Labour Policy and Training**