



# Recent Statistical Survey Reports

**January 2004**

[Monday, December 30 – Monday, February 2]

## Statistical Survey Reports

### The Seventh World Youth Survey

**Sunday, January 11, released by Cabinet Office**

Asked about current anxieties, 33.9% of Japanese young people cited “About Recruitment”, the highest, followed by “About Money”, 31.0% and “About Work”, 7.4%.

By nation, “About Recruitment” was also the highest anxiety in South Korea, while “About Money” was highest in U.S., Sweden and Germany.

### Survey on Situation of Official Job Offer for New Graduates in Mar. 2005 (Senior and Junior High School) (As of the End of November)

**Tuesday, January 13, released by Ministry of Health, Labour and Welfare**

The ratio of active job openings to applicants for final-year senior high school students was 0.94, increased by 0.04 points from a year earlier. The number of final-year senior high school students with official job offer was 121 thousand, increased by 0.2% from a year earlier. The ratio to applicants for entering employment was 61.4%, increased by 1.1 points.

The ratio of active job openings to applicants for final-year junior high school students was 0.34, decreased by 0.01 points from a year earlier.

### Survey on Situation of Official Job Offer for New Graduates in Mar. 2005 (University, etc.) (As of December 1)

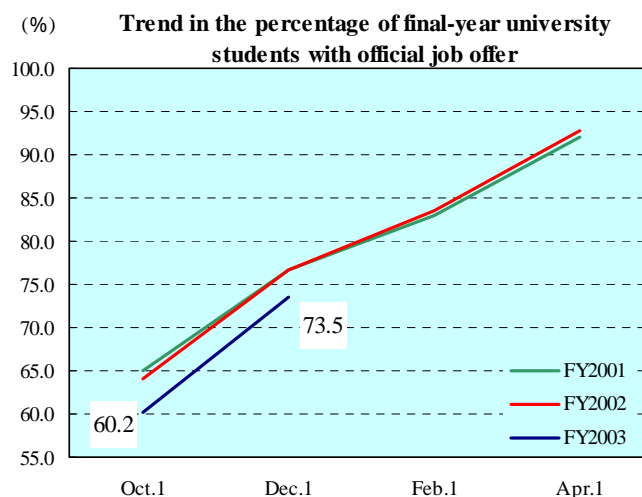
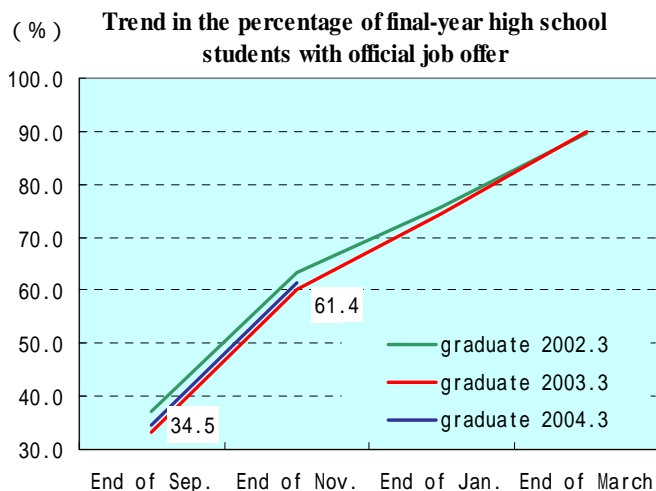
**Tuesday, January 13, released by Ministry of Health, Labour and Welfare**

The ratio of final-year university students with official job offer to applicants for entering employment was 73.5%, decreased by 3.2 points from a year earlier, the lowest since the survey started.

That of final-year junior college students (female only) was 49.6%, decreased by 6.0 points.

That of final-year technology college students (male only) was 98.3%, increased by 4.2 points.

That of final-year vocational school students was 53.1%, decreased by 1.2 points.



## Indices of Industrial Production (Preliminary Report for December)

Thursday, January 29, released by Ministry of Economy, Trade and Industry

The index of industrial production (seasonally adjusted) decreased by 1.0% from the previous month, falling for the first time in 4 months.

The index is expected to increase in January and decrease in February.

## Consumer Price Index (December and 2003)

Friday, January 30, released by Ministry of Public Management, Home Affairs,

Posts and Telecommunications

Consumer Price Index decreased by 0.4% from a year earlier, and that in Ku-areas of Tokyo in January decreased by 0.6%.

The average index in 2003 decreased by 0.3% from the previous year, marking the 5th straight drop.

## Family Income and Expenditure Survey (December and 2003)

Friday, January 30, released by Ministry of Public Management, Home Affairs,

Posts and Telecommunications

Living expenditure in workers' household increased by 1.1% in real values from a year earlier.

The average living expenditure in 2003 decreased by 1.2% in real values from the previous year.

## Labor Force Survey (December and 2003)

Friday, January 30, released by Ministry of Public Management, Home Affairs,

Posts and Telecommunications

## Report on Employment Service (December and 2003)

Friday, January 30, released by Ministry of Health, Labour and Welfare

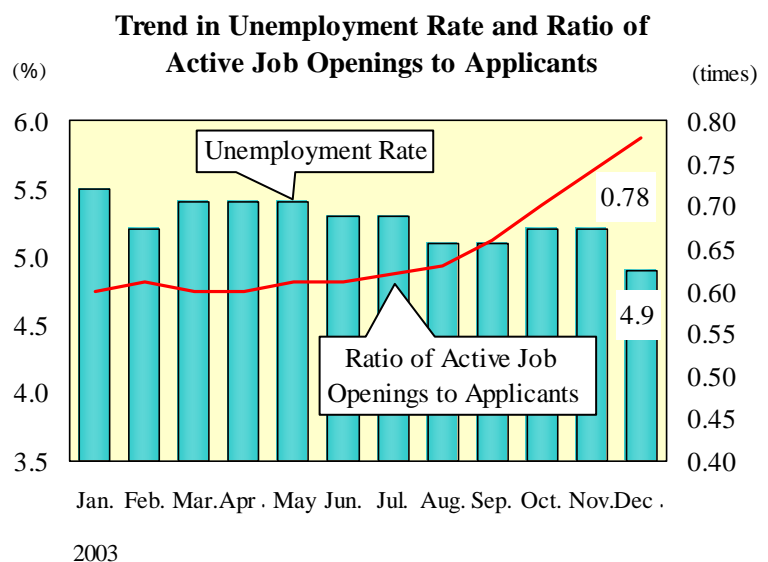
Unemployment rate (seasonally adjusted) was 4.9%, decreased by 0.3 points from the previous month. That for men decreased by 0.4 points to 5.0% while that for women drop by 0.3 points to 4.7%.

The number of employee (seasonally adjusted) up by 0.7% from the previous month, marking the second straight rise.

The ratio of active job openings to applicants (seasonally adjusted) was 0.78, rose by 0.10 points from the previous month.

The average unemployment rate in 2003 was 5.3%, down for the first time in 13 years by 0.1 point from the previous year.

The average ratio of active job openings to the applicants in 2003 was 0.64, increased by 0.10 point from the previous year.



## **Monthly Labor Survey (Preliminary Report in December and 2003)**

**Monday, February 2, released by Ministry of Health, Labour and Welfare**

Total cash earnings (for establishments with 5 or more employees) decreased by 1.6% and contractual cash earnings decreased by 0.1% from a year earlier.

Non-scheduled hours worked in manufacturing (for establishments with 5 or more employees, seasonally adjusted) increased by 0.5% from the previous month, marking the 3rd straight rise.

The average total cash earnings in 2003 decreased by 0.4%, marking the 3rd straight year of decline. Contractual cash earnings in 2003 decreased by 0.1% from the previous year.

## **Other Reports**

### **Monthly Economic Report (January)**

**Monday, January 19, released by Cabinet Office**

The economy is recovering steadily, supported by business investment and exports.

Both exports and industrial production are increasing.

Corporate profits continue to improve and business investment is increasing.

Private consumption is showing movements of a pickup.

While the employment situation continues to be severe, movements of an incipient recovery can be seen.

As for short-term prospects, the economic recovery in Japan is expected to continue as the world economy recovers. On the other hand, attention should be given to the developments of exchange rates in particular.

### **Monthly Labor Economy Report (January)**

**Tuesday, January 20, released by Ministry of Health, Labour and Welfare**

While the employment situation still remains severe with the unemployment rate remaining at a high level and the number of employees decreasing slightly, movements of an incipient recovery can be seen.

We have also compiled the "**Main Labor Economics Indicators**", which summarizes indexes relating to the labor economy. Please go to "<https://www.jil.go.jp/english/estatis/eindex.html>"

**EDITED BY Statistical Information and Analysis Department, The Japan Institute for Labour Policy and Training**