



Recent Statistical Survey Reports

November 2023**[November 1– December 1]**

Statistical Survey Reports

Survey on Public Assistance Recipients (August)

November 1, released by the Ministry of Health, Labour and Welfare

The number of welfare recipients in August was 2,021,631 and the number of households of welfare recipients was 1,651,619.

Family Income and Expenditure Survey (September)

November 7, released by the Ministry of Internal Affairs and Communications

The average monthly income for a worker's households with 2 or more family members was down 5.8% in real terms from the previous year. The change over the year of wages & salaries was down 5.6% in real terms from the previous year (household heads: -4.2% in real terms, spouse of household: -10.3% in real terms).

The average of consumption expenditures for a worker's household with 2 or more family members was down 4.2% in real terms from the previous year.

Monthly Labour Survey (Provisional Report in September)

November 7, released by the Ministry of Health, Labour and Welfare

Total amount of cash earnings increased by 1.2% and contractual cash earnings increased by 1.4% (full-time employees 1.9%, part-time employees 1.8%) from a year earlier.

Special cash earnings decreased by 6.0% from a year earlier. Scheduled cash earnings increased by 1.5% and non-scheduled cash earnings increased by 0.7% from a year earlier. Real wage (total cash earnings) decreased by 2.4% from a year earlier and real wage (contractual cash earnings) decreased by 2.1% from a year earlier.

Total hours decreased by 0.3% from the previous month, scheduled hours worked decreased by 0.2% and non-scheduled hours worked decreased by 2.0% from a year earlier.

Non-scheduled hours worked by manufacturing industry workers increased by 0.1% from the previous month (seasonally adjusted).

The average amount of summer bonus in 2023 was 397,129 yen, an increase of 2.0% from the previous year.

November 21 Monthly Labour Survey (Final Report in September)

Indexes of Business Conditions September 2023(Preliminary Release)

November 8, released by the Cabinet Office

The Coincident Index of Composite Index (CI, revised figures, 2020=100) in September was 114.7 increased by 0.1 point from the previous month. And 3 months backward moving average decreased by 0.30 point, and 7 months backward moving average increased by 0.07 point. So the Assessment of Coincident Index was "Improving" (The same as previous month)

The Leading Index was 108.7, a decrease of 0.5 point, and the Lagging Index was 105.7, a decrease of 0.2 point.

November 24 Indexes of Business Conditions September 2023 (Revision of the Preliminary Release)

Labor Force Survey: Detailed Tabulation (Jul.-Sep. 2023)

November 10, released by the Ministry of Internal Affairs and Communications

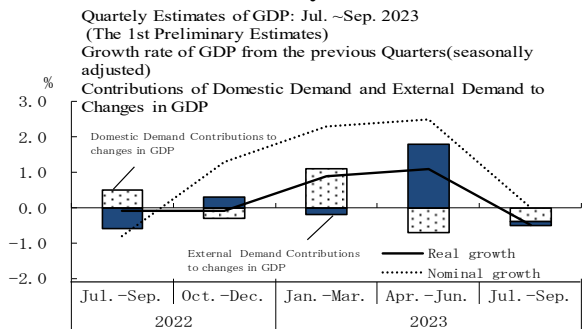
Of the total 57.50 million employee (excl. executive of company or corporation) (average, in Jul. - Sep. 2023), the number of the regular employees increased by 310 thousand from the previous year to 36.17 million and the number of non-regular employees was 21.33 million, increased by 130 thousand from the previous year.

National Accounts (The 1st Preliminary Estimates Jul.-Sep.2023)

November 15, released by the Cabinet Office

Real GDP (Gross Domestic Product) growth rate (Seasonally Adjusted) at Jul.-Sep.2023 was -0.5% (-2.1% on annual basis). Of real GDP growth rate, -0.4% was contributed by domestic demand and -0.1% by external demand.

Compensation of Employees (real) was -0.6% and compensation of Employees (nominal) was -0.0% (changes from the previous quarter (seasonally adjusted)).



The 18th Longitudinal Survey of Middle and Elderly Persons

November 15, released by the Ministry of Health, Labour and Welfare

Indices of Industrial Production (Revised Report for September 2023)

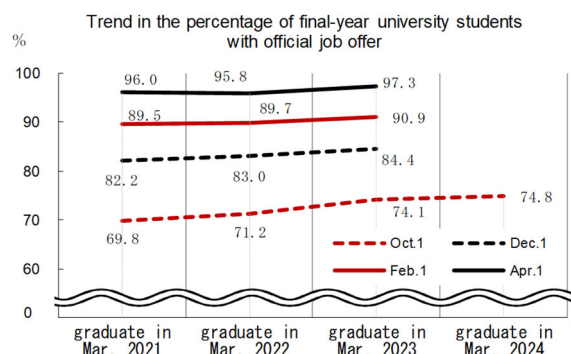
November 15, released by the Ministry of Economy, Trade and Industry

The index of industrial production (seasonally adjusted, 2020=100) was 103.6, increased by 0.5% from the previous month.

Survey on Situation of Preliminary Job Offers for New Graduate in Mar.2024 (University, etc.) (October 1, 2023)

November 17, released by the Ministry of Health, Labour and Welfare and the Ministry of Education, Culture, Sports, Science and Technology

The ratio of final-year university students who got an official job offer to applicants was 74.8%, increased by 0.7point from the same period a year earlier.



The 11th Longitudinal Survey of Adults in the 21st Century (2012 Cohort)

November 20, released by the Ministry of Health, Labour and Welfare

Monthly Labour Survey (Final Report in September)

November 21, released by the Ministry of Health, Labour and Welfare

Total amount of cash earnings increased by 0.6% and contractual cash earnings increased by 0.9% (full-time employees 1.5%, part-time employees 1.5%) from a year earlier.

Special cash earnings decreased by 8.6% from a year earlier. Scheduled cash earnings increased by 1.0% and non-scheduled cash earnings decreased by 0.5% from a year earlier. Real wage (total cash earnings) decreased by 2.9% from a year earlier and real wage (contractual cash earnings) decreased by 2.6% from a year earlier.

Total hours decreased by 0.6%, scheduled hours worked decreased by 0.3% and non-scheduled hours worked decreased 3.0% from a year earlier.

Non-scheduled hours worked by manufacturing industry workers increased by 0.9% from the previous month (seasonally adjusted).

Indexes of Business Conditions September 2023(Revision of the Preliminary Release)

November 24, released by the Cabinet Office

The Coincident Index of Composite Index (CI, revised figures, 2020=100) in September was 114.7, an increase of 0.1 point. And 3 months backward moving average decreased by 0.30 point, and 7 months backward moving average increased by 0.07 point. So the Assessment of Coincident Index was "Improving" (The same as the Preliminary Release)

The Leading Index was 108.9, a decrease of 0.3 point and the Lagging Index was 106.2, an increase of 0.4 point.

Consumer Price Index Japan October)

November 24, released by the Ministry of Internal Affairs and Communications

The consumer price index for Japan in October 2023 was 107.1(2020=100), up 3.3% over the year. All items, less fresh food, the comprehensive index was 106.4, up 2.9% from the previous year. All items, less fresh food and energy, the comprehensive index was 105.8, up 4.0% from the previous year.

Survey on Supply and Demand of Construction Labor

November 27, released by the Ministry of Land, Infrastructure, Transport and Tourism

Survey on Wage Increase (2023)

November 28, released by the Ministry of Health, Labour and Welfare

Indices of Industrial Production (Preliminary Report for October 2023)

November 30, released by the Ministry of Economy, Trade and Industry

The index of industrial production (seasonally adjusted, 2020=100) was 104.6, increased by 1.0 % from the previous month. According to the Survey of Production Forecast in Manufacturing, Production is expected to decrease in November, increase in December.

Labour Force Survey (October)

December 1, released by the Ministry of Internal Affairs and Communications

The unemployment rate (seasonally adjusted) was 2.5%, decreased by 0.1 point from the previous month. That for men was 2.6%, decreased by 0.2 point from the previous month and that for women was 2.5%, increased by 0.2 point from the previous month.

The number of unemployed persons (seasonally adjusted) was 1.75 million, decreased by 20 thousand from the previous month.

The number of employees was 60.89 million, increased by 80 thousand from the previous year.

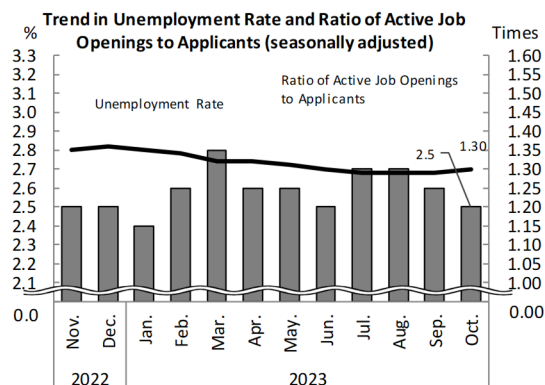
Among them, the number of regular employee was 36.11 million, decreased by 30 thousand from the previous year and the number of non-regular employee was 21.40 million, increased by 240 thousand from the previous year.

Employment Referrals for General Workers (October)

December 1, released by the Ministry of Health, Labour and Welfare

Active job openings-to-applicants ratio (seasonally adjusted) was 1.30, increased by 0.01 point from the previous month.

The number of monthly active job openings (person(s)) (seasonally adjusted) increased by 0.0% from the previous month and the number of monthly active applications (person(s)) (seasonally adjusted) was decreased by 0.3% from the previous month.



New job openings-to-applicants ratio (seasonally adjusted) was 2.24, increased by 0.02 point from the previous month.

Active job openings-to-applicants ratio for regular staff (seasonally adjusted) was 1.01, decreased by 0.01 point from the previous month.

Other Reports

Monthly Economic Report (November)

November 22 released by the Cabinet Office

The Japanese economy is recovering at a moderate pace, although it recently appears to be pausing in part. (In the previous month, “The Japanese economy is recovering at a moderate pace”)

- * Private consumption is picking up. (The same as the previous month)
- * Business investment appears to be pausing for picking up. (In the previous month, “Business investment is picking up”)
- * Exports show movements of picking up recently. (The same as the previous month)
- * Industrial production shows signs of picking up. (The same as the previous month)
- * Corporate profits are improving as a whole. Firms' judgments on current business conditions are improving moderately as a whole. (The same as the previous month)
- * The employment situation shows movements of improvement. (The same as the previous month)
- * Consumer prices are rising. (The same as the previous month)

**We have also compiled the "Main Labor Economics Indicators", which summarizes indexes relating to the labour economy. Please go to
“<https://www.jil.go.jp/english/estatis/esaikin/esaikin.html>”
EDITED BY Research and Statistical Information Analysis Department, The Japan Institute for Labour Policy and Training**