



Recent Statistical Survey Reports

May 2023

[May 1 - May 31]

Statistical Survey Reports

Family Income and Expenditure Survey (March)

May 9, released by the Ministry of Internal Affairs and Communications

The average monthly income for a worker's households with 2 or more family members was down 4.5% in real terms from the previous year. The change over the year of wages & salaries was down 2.8% in real terms from the previous year (household heads: -5.1% in real terms, spouse of household: 6.4% in real terms).

The average of consumption expenditures for a worker's household with 2 or more family members was down 4.7% in real terms from the previous year.

Monthly Labour Survey (Provisional Report in March)

May 9, released by the Ministry of Health, Labour and Welfare

Total amount of cash earnings increased by 0.8% and contractual cash earnings increased by 0.5% (full-time employees 0.9%, part-time employees 2.1%) from a year earlier.

Special cash earnings increased by 4.6% from a year earlier. Scheduled cash earnings increased by 0.5% and non-scheduled cash earnings increased by 1.1% from a year earlier. Real wage (total cash earnings) decreased by 2.9% from a year earlier and real wage (contractual cash earnings) decreased by 3.3% from a year earlier.

Total hours increased by 0.6%, scheduled hours worked increased by 0.7% and non-scheduled hours worked unchanged from a year earlier.

Non-scheduled hours worked by manufacturing industry workers decreased by 0.8% from the previous month (seasonally adjusted).

May 23 Monthly Labour Survey (Final Report in March)

Indexes of Business Conditions March 2023(Preliminary Release)

May 10, released by the Cabinet Office

The Coincident Index of Composite Index (CI, revised figures, 2015=100) in March was 98.7 unchanged from the previous month. And 3 months backward moving average decreased by 0.13 point, and 7 months backward moving average decreased by 0.27 point. So the Assessment of Coincident Index was "Weakening" (The same as previous month)

The Leading Index was 97.5, a decrease of 0.7 point, and the Lagging Index was 99.4, a decrease of 0.5 point.

May 26 Indexes of Business Conditions March 2023 (Revision of the Preliminary Release)

Survey on Public Assistance Recipients (February)

May 10, released by the Ministry of Health, Labour and Welfare

The number of welfare recipients in February was 2,021,614 and the number of households of welfare recipients was 1,642,915.

Labor Force Survey: Detailed Tabulation (Jan.-Mar. 2023)

May 12, released by the Ministry of Internal Affairs and Communications

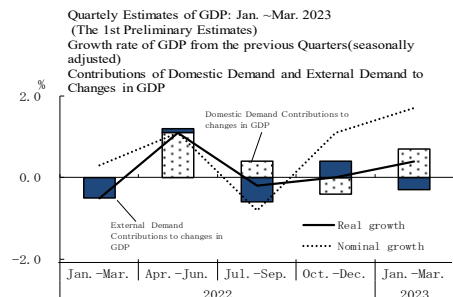
Of the total 56.80 million employee (excl. executive of company or corporation) (average, in the Jan. - Mar. 2023), the number of the regular employees unchanged from the previous year to 35.68 million and the number of non-regular employees was 21.12 million, increased by 390 thousand from the previous year.

National Accounts (The 1st Preliminary Estimates Jan.-Mar.2023)

May 17, released by the Cabinet Office

Real GDP (Gross Domestic Product) growth rate (Seasonally Adjusted) at Jan.-Mar.2023 was 0.4% (1.6% on annual basis). Of real GDP growth rate, 0.7% was contributed by domestic demand and -0.3% by external demand.

Compensation of Employees (real) was -1.3% and compensation of Employees (nominal) was 0.1% (changes from the previous quarter (seasonally adjusted)).



The 12th Longitudinal Survey of Newborns in the 21st Century (2010 Cohort)

May 17, released by the Ministry of Health, Labour and Welfare

The percentage of mothers with work reached 81.0% in the 12th survey (6th grade of primary school), 7.3 point higher as compared to the 12h survey of the 2001 cohort.

Indices of Industrial Production (Revised Report for March 2023)

May 17, released by the Ministry of Economy, Trade and Industry

The index of industrial production (seasonally adjusted, 2015=100) was 95.9 increased by 1.1% from the previous month.

Consumer Price Index Japan (April)

May 19, released by the Ministry of Internal Affairs and Communications

The consumer price index for Japan in April 2023 was 105.1(2020=100), up 3.5% over the year. All items, less fresh food, the comprehensive index was 104.8, up 3.4% from the previous year. All items, less fresh food and energy, the comprehensive index was 104.0, up 4.1% from the previous year.

Monthly Labour Survey (Final Report in March and FY 2022)

May 23, released by the Ministry of Health, Labour and Welfare

Total amount of cash earnings increased by 1.3% and contractual cash earnings increased by 0.5% (full-time employees 1.1%, part-time employees 3.5%) from a year earlier.

Special cash earnings increased by 11.6% from a year earlier. Scheduled cash earnings increased by 0.5% and non-scheduled cash earnings increased by 1.2% from a year earlier. Real wage (total cash earnings) decreased by 2.3% from a year earlier and real wage (contractual cash earnings) decreased by 3.3% from a year earlier.

Total hours increased by 0.9%, scheduled hours worked increased by 1.0% and non-scheduled hours worked increased by 1.0% from a year earlier.

Non-scheduled hours worked by manufacturing industry workers increased by 0.6% from the previous month (seasonally adjusted).

Total amount of cash earnings in FY2022 increased by 1.9% and contractual cash earnings increased by 1.3% (regular employees 1.6%, part-time workers 3.0%) from a year earlier.

Special cash earnings increased by 4.5% from a year earlier. Scheduled cash earnings increased by 1.1% and non-scheduled cash earnings increased by 4.1%. Real wage (total cash earnings) decreased by 1.8% and real wage (contractual cash earnings) decreased by 2.3% from the previous year.

Total hours increased by 0.4%, scheduled hours worked increased by 0.1% from a year earlier and non-scheduled hours worked increased by 3.9% from a year earlier.

Survey on Supply and Demand of Construction Labor

May 25, released by the Ministry of Land, Infrastructure, Transport and Tourism

Consumer Price Index Ku-area of Tokyo (May) (preliminary)

May 26, released by the Ministry of Internal Affairs and Communications

The consumer price index for Ku-area of Tokyo in May 2023 (preliminary) was 105.1(2020=100), up 3.2% from the previous year. All items, less fresh food, the comprehensive index was 104.7, up 3.2% from the previous year. All items, less fresh food and energy, the comprehensive index was 104.4, up 3.9% from the previous year.

Indexes of Business Conditions March 2023(Revision of the Preliminary Release)

May 26, released by the Cabinet Office

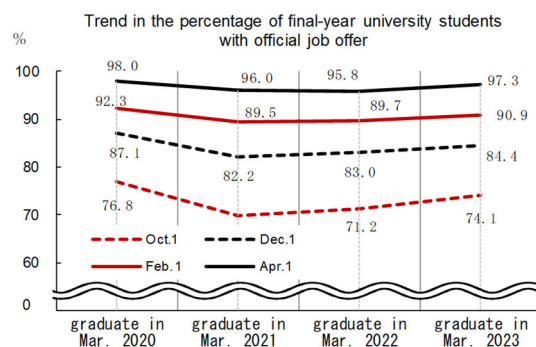
The Coincident Index of Composite Index (CI, revised figures, 2015=100) in March was 98.8, an increase of 0.1 point. And 3 months backward moving average decreased by 0.10 point, and 7 months backward moving average decreased by 0.25point. So the Assessment of Coincident Index was "Weakening" (The same as the Preliminary Release)

The Leading Index was 97.7, a decrease of 0.5 point, and the Lagging Index was 99.8, an increase of 0.1 point.

Survey on Situation of Preliminary Job Offers for New Graduate in Mar.2023 (University, etc.) (April 1, 2023)

May 20, released by the Ministry of Health, Labour and Welfare and the Ministry of Education, Culture, Sports, Science and Technology

The ratio of final-year university students who got an official job offer to applicants was 97.3%, increased by 1.5 point from the same period a year earlier.



Survey on Situation of Preliminary Job Offers for New Senior High School Graduates (End of March, 2023)

May 26, released by the Ministry of Education, Culture, Sports, Science and Technology

The ratio of final-year senior high school students with preliminary job offers at the end of March, 2023, was 98.0%.

Labour Force Survey (April)

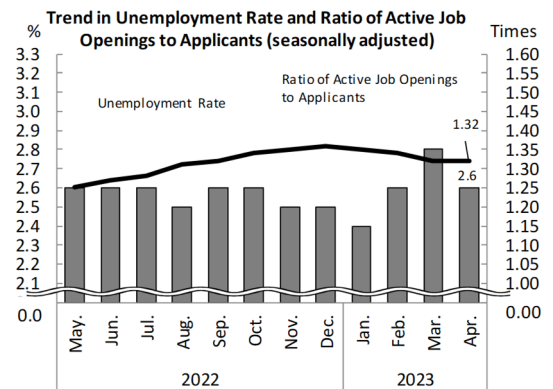
May 30, released by the Ministry of Internal Affairs and Communications

The unemployment rate (seasonally adjusted) was 2.6%, decreased by 0.2 point from the previous month. That for men was 2.7%, decreased by 0.3 point from the previous month and that for women was 2.4%, decreased by 0.1 point from the previous month.

The number of unemployed persons (seasonally adjusted) was 1.80 million, decreased by 150 thousand from the previous month.

The number of employees was 60.57 million, increased by 70 thousand from the previous year.

Among them, the number of regular employee was 36.64 million, increased by 130 thousand from the previous year and the number of non-regular employee was 20.64 million, decreased by 60 thousand from the previous year.



Employment Referrals for General Workers (April)

May 30, released by the Ministry of Health, Labour and Welfare

Active job openings-to-applicants ratio (seasonally adjusted) was 1.32, unchanged from the previous month.

The number of monthly active job openings (person(s)) (seasonally adjusted) was decreased by 0.6% from the previous month and the number of monthly active applications (person(s)) (seasonally adjusted) was decreased by 0.7% from the previous month.

New job openings-to-applicants ratio (seasonally adjusted) was 2.23, decreased by 0.06 point from the previous month.

Active job openings-to-applicants ratio for regular staff (seasonally adjusted) was 1.03, increased by 0.01 point from the previous month.

Indices of Industrial Production (Preliminary Report for April 2023)

May 31, released by the Ministry of Economy, Trade and Industry

The index of industrial production (seasonally adjusted, 2015=100) was 95.5, decreased by 0.4% from the previous month. According to the Survey of Production Forecast in Manufacturing, Production is expected to increase in May and June.

Other Reports

Monthly Economic Report (May)

May 25, released by the Cabinet Office

The Japanese economy is recovering at a moderate pace. (In the previous month, “The Japanese economy is picking up moderately, although some weaknesses are seen”)

* Private consumption is picking up. (In the previous month, “Private consumption is picking up moderately”)

* Business investment is picking up. (The same as the previous month)

* Exports have shown a steady undertone. (In the previous month, “Exports are in a weak tone”)

* Industrial production shows signs of picking up. (In the previous month, Industrial production has been in a weak tone recently)

* Corporate profits are improving as a whole, although the pace has become moderate. Firms' judgments on current business conditions show movements of picking up. (The same previous month.)

* The employment situation is picking up. (The same as the previous month)

* Consumer prices are rising. (The same as the previous month)

**We have also compiled the "Main Labor Economics Indicators", which summarizes indexes relating to the labour economy. Please go to
“<https://www.jil.go.jp/english/estatis/esaikin/esaikin.html>”
EDITED BY Research and Statistical Information Analysis Department, The Japan Institute for
Labour Policy and Training**