



Recent Statistical Survey Reports

June 2015

[Wednesday, June 3 – Wednesday, July 1]

Statistical Survey Reports

Survey on Public Assistance Recipients (March)

Wednesday, June 3, released by the Ministry of Health, Labour and Welfare

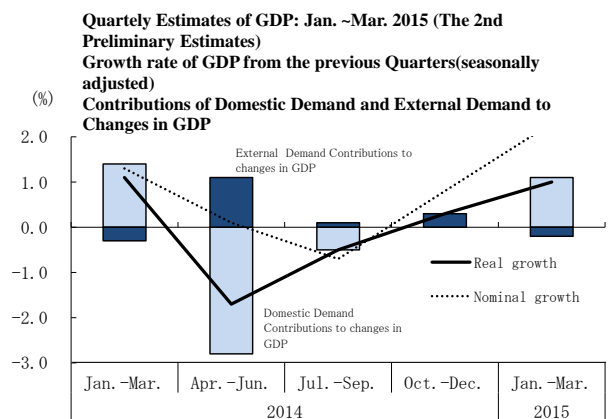
The number of households of welfare recipients in March was 1,622,458 and the number of welfare recipients was 2,174,331.

National Accounts (The 2nd Preliminary Estimates Jan.-Mar. 2015)

Monday, June 8, released by the Cabinet Office

Real GDP (Gross Domestic Product) growth rate (Seasonally Adjusted) at Jan.-Mar.2015 was 1.0% (3.9% on annual basis). Of real GDP growth rate, 1.1% was contributed by domestic demand and -0.2% by external demand.

Compensation of Employees (real) was 0.6% and compensation of Employees (nominal) was 0.1% (changes from the previous quarter (seasonally adjusted)).



The Status of Implementation of Individual Labor Dispute Resolutions Systems in FY2014

Friday, June 12, released by the Ministry of Health, Labour and Welfare

Survey on Labor Economic Trend (May 2015)

Tuesday, June 16, released by the Ministry of Health, Labour and Welfare

By the judgment of employment surplus or shortage DI as of May 1, 2015, regarding the trend of the sense of employment surplus or shortage, in the total of industries surveyed, regular staff, etc. accounted for 28 (31 in the previous survey) and the DI shows shortage for 16 consecutive terms. And, that of part-time workers accounted for 27 (29 in the previous survey) and the DI shows shortage for 23 consecutive terms.

Monthly Labour Survey (Final Report in April)

Thursday, June 18, released by the Ministry of Health, Labour and Welfare

Total amount of cash earnings increased by 0.7% and contractual cash earnings increased by 0.4% (full-time employees 0.5%, part-time employees 1.1%) from a year earlier.

Special cash earnings increased by 10.9% from a year earlier. Scheduled cash earnings increased by 0.4% and non-scheduled cash earnings decreased by 1.7%. Real wage (total) decreased by 0.1%, from a year earlier.

Non-scheduled hours worked by manufacturing industry workers at business establishments with 5 or

more employees decreased by 0.8% from the previous month (seasonally adjusted).

Indexes of Business Conditions April 2015 (Revised Release)

Friday, June 19, released by the Cabinet Office

The Coincident Index of Composite Index (CI, revised figures, 2010=100) in April was 111.0, an increase of 2.1 points. And 3 months backward moving average decreased for 0.53 points, and 7 months backward moving average increased for 0.06 points. So the Assessment of Coincident Index was “Improving” (The same as the previous month)

The Leading Index was 106.4, an increase of 1.2 points, and the Lagging Index was 125.2, an increase of 3.8 points.

Basic Survey of Gender Equality in Employment Management in FY2014 (Preliminary Report)

Thursday, June 25, released by the Ministry of Health, Labour and Welfare

The ratio of the child-care leave taken by female was 86.6%, increased by 3.6 points from the last survey in FY2013, and that of male was 2.30%, increased by 0.27 point.

Workers' compensation for Brain and Heart Disease and mental disability (FY2014)

Thursday, June 25, released by the Ministry of Health, Labour and Welfare

Regarding the situation of workers' compensation for brain and heart disease, the number of claim was 763, a decrease of 21 from the previous fiscal year, and the number of grant decision was 277, a decrease of 29 from the previous fiscal year.

As for mental disability, the former was 1,456, an increase of 47 from the previous fiscal year and the latter was 497, an increase of 61 from the previous fiscal year.

(*)The number of grant decision was the number of the cases resulting from employment and including the cases that claimed before FY 2014.

Labour Force Survey (May)

Friday, June 26, released by the Ministry of Internal Affairs and Communications

The unemployment rate (seasonally adjusted) was 3.3%, unchanged from the previous month. That for men was 3.6%, increased by 0.2 point from the previous month and that for women was 3.0%, decreased by 0.2 point from the previous month.

The number of unemployed persons (seasonally adjusted) was 2.18 million, decreased by 10 thousand from the previous month.

The number of employees was 56.24 million, increased by 320 thousand from the previous month.

Among them, the number of regular employee was 33.31 million, increased by 70 thousand from the previous year and the number of non-regular employee was 19.49 million, increased by 280 thousand from the previous year.

Employment Referrals for General Workers (May)

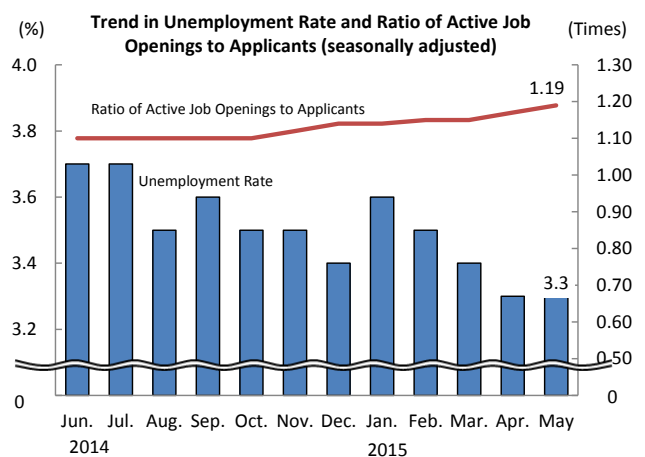
Friday, June 26, released by the Ministry of Health, Labour and Welfare

Active job openings-to-applicants ratio (seasonally adjusted) was 1.19, increased by 0.02 point from the previous month.

The number of monthly active job openings (person(s)) (seasonally adjusted) was increased by 0.7% from the previous month and the number of monthly active applications (person(s)) (seasonally adjusted) was decreased by 1.3% from the previous month.

New job openings-to-applicants ratio (seasonally adjusted) was 1.78, increased by 0.01 point from the previous month.

Active job openings-to-applicants ratio for regular staff (seasonally adjusted) was 0.75, increased by 0.03 point from the previous month.



Family Income and Expenditure Survey (May)

Friday, June 26, released by the Ministry of Internal Affairs and Communications

The average monthly income for a worker's household with 2 or more family members was increased by 1.5% in real terms from the same month a year before.

The change over the year of wages & salaries was 0.5% in real terms from the previous year (household heads: -0.7% in real terms, spouse of household: 5.3% in real terms).

The average monthly consumption expenditures for a worker's household with 2 or more family members was increased by 7.5% in real terms from the same month a year before.

Consumer Price Index (May)

Friday, June 26, released by the Ministry of Internal Affairs and Communications

The consumer price index for Japan in May 2015 was 104.0(2010=100), up 0.5% over the year. Omitting Fresh food, the comprehensive index was 103.4, up 0.1% over the year.

The consumer price index for Ku-area of Tokyo in June 2015(preliminary) was 102.2(2010=100), up 0.3% over the year. Omitting Fresh food, the comprehensive index was 102.1, up 0.1% over the year.

Indices of Industrial Production (May)

Monday, June 29, released by the Ministry of Economy, Trade and Industry

The index of industrial production (seasonally adjusted, 2010=100) decreased by 2.2% from the previous month.

According to the Survey of Production Forecast in Manufacturing, Production is expected to increase in June and increase in July.

Monthly Labour Survey (Provisional Report in May)

Tuesday, June 30, released by the Ministry of Health, Labour and Welfare

Total amount of cash earnings increased by 0.6% and contractual cash earnings increased by 0.1% (full-time employees 0.0%, part-time employees -0.7%) from a year earlier.

Special cash earnings increased by 19.3% from a year earlier. Scheduled cash earnings increased by 0.3% and non-scheduled cash earnings decreased by 1.6%. Real wage (total) decreased by 0.1%, from a year earlier.

Non-scheduled hours worked by manufacturing industry workers at business establishments with 5 or more employees decreased by 1.7% from the previous month (seasonally adjusted).

Survey on Labour-Management Communications (2014)

Tuesday, June 30, released by the Ministry of Health, Labour and Welfare

Monthly Survey on Service Industries (Preliminary Report in April)

Tuesday, June 30, released by the Ministry of Internal Affairs and Communications

The monthly sales amount of service industry by industry of business activity in April 2015 was 27.5 trillion yen, an increase of 2.5 % from the same month the year before. The total number of persons working at the location of establishment in the industry by industry of establishment and enterprise, etc. was 28,560 thousand person, an increase of 0.6% from the same month the year before.

Survey on Public Assistance Recipients (April)

Wednesday, July 1, released by the Ministry of Health, Labour and Welfare

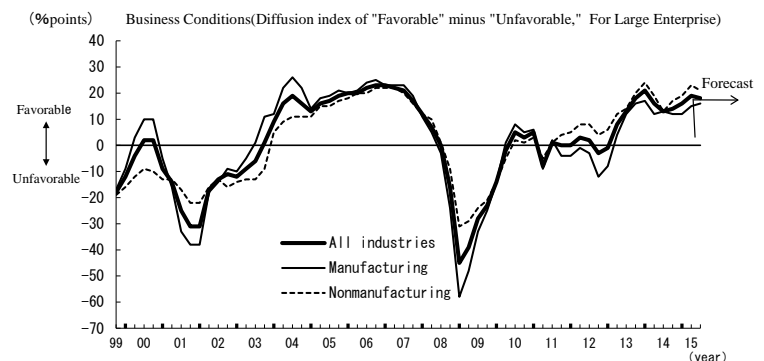
The number of households of welfare recipients in April was 1,620,924 and the number of welfare recipients was 2,163,414.

TANKAN (Short-Term Economic Survey of Enterprises) (June)

Wednesday, July 1, released by the Bank of Japan

The Diffusion Index (DI) (“Favorable”- “Unfavorable”) for business conditions in large enterprises of all industries was 19%point (16 in the previous quarter and forecast 18 in the coming quarter), the manufacturing was 15%point and the non-manufacturing was 23%point.

The Diffusion Index (DI) (“Excessive”- “Insufficient”) for employment conditions in large enterprises of all industries was -9 % point (-10 in the previous quarter and forecast -10 in the coming quarter), the manufacturing was -2%point and the non-manufacturing was -17%point.



Other Reports

Monthly Economic Report (June)

Monday, June 15, released by the Cabinet Office

The Japanese economy is on a moderate recovery. (The same as the previous month)

- * Private consumption is showing signs of picking up. (The same as the previous month)
- * Business investment is picking up recently. (In the previous month, “Business investment is almost flat.”)
- * Exports are almost flat. (The same as the previous month)
- * Industrial production is picking up, while weakness can be seen in some areas. (The same as the previous month)
- * Corporate profits generally show a trend toward improvement. Firms' judgment on current business conditions is almost flat, while signs of improvement can be seen in some areas. (In the previous month, “Corporate profits show an improvement.”)
- * The employment situation shows a trend toward improvement. (The same as the previous month)
- * Consumer prices are rising moderately. (The same as the previous month)

Monthly Economic Labour Report (June)

Friday, June 19, released by the Ministry of Health, Labour and Welfare

The employment situation shows a trend toward improvement. (The same as the previous month)

We have also compiled the "Main Labor Economics Indicators", which summarizes indexes relating to the labour economy. Please go to "<https://www.jil.go.jp/english/estatis/esaikin/esaikin.html>"

EDITED BY Research and Statistical Information Analysis Department, The Japan Institute for Labour Policy and Training