



Recent Statistical Survey Reports

January 2015

[Saturday, December 27 – Wednesday, February 4]

Statistical Survey Reports

Survey on Public Assistance Recipients (October)

Wednesday, January 7, released by the Ministry of Health, Labour and Welfare

The number of households of welfare recipients in October was 1,615,240 and the number of welfare recipients was 2,168,393.

Monthly Labour Survey (Final Report in November)

Friday, January 16, released by the Ministry of Health, Labour and Welfare

Total amount of cash earnings increased by 0.1% from a year earlier, and contractual cash earnings increased by 0.1% from a year earlier (full-time employees 0.6%, part-time employees -1.0%).

Special cash earnings increased by 1.6% from a year earlier. Scheduled cash earnings unchanged from a year earlier and non-scheduled cash earnings increased by 0.9% from a year earlier. Real wage (total) decreased by 2.7% from a year earlier.

Non-scheduled hours worked by manufacturing industry workers increased by 1.7% from the previous month (seasonally adjusted).

The Result of Year-end Bonus Negotiations among Major Private Enterprises (2014)

Friday, January 16, released by the Ministry of Health, Labour and Welfare

The amount of agreed year-end bonus of 339 major business establishments with the capital one billion yen or more and the labour union belonged by 1,000 employees or more was 800,638 yen, an increase of 39,274 yen (5.16%) from a year earlier.

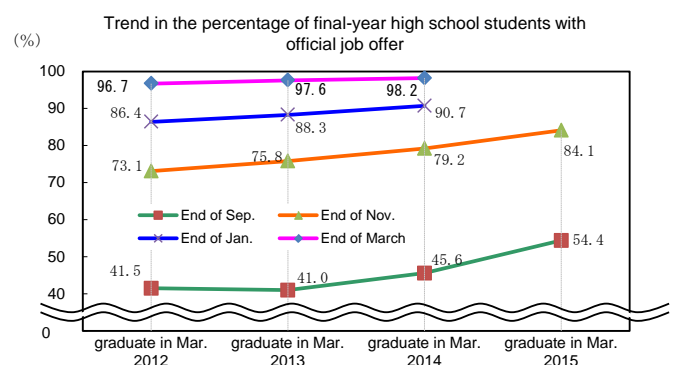
Survey on Situation of Preliminary Job Offers for New Graduate (Senior and Junior High School) (End of November, 2014)

Tuesday January 20, released by the Ministry of Health, Labour and Welfare

The ratio of final-year senior high school students with preliminary job offers was 84.1%, an increase of 4.9 points from the same period of the previous year.

The ratio of job openings to applicants for final-year senior high school students was 1.73, 0.34 points higher than the same period of the previous year.

The ratio of job openings to applicants for final-year junior high school students was 0.95, 0.19 points higher than the same period of the previous year.



Survey on Situation of Preliminary Job Offers for New Graduate in Mar.2015 (University, etc.) (December 1, 2014)

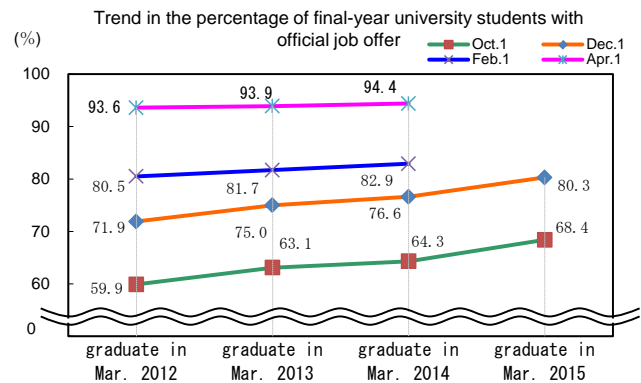
Tuesday, January 20, released by the Ministry of Health, Labour and Welfare

The ratio of final-year university students who got an official job offer to applicants was 80.3%, increased by 3.7 point from the same period a year earlier.

That of final-year junior college students (female only) was 60.9%, increased by 2.3 point from the same period a year earlier.

That of final-year technology college students (male only) was 96.9%, decreased by 1.8 point from the same period a year earlier.

That of final-year vocational school students was 64.1%, increased by 3.5 point from the same period a year earlier.



Indexes of Business Conditions November 2014 (Revised Release)

Wednesday, January 21, released by the Cabinet Office

The Coincident Index of Composite Index (CI, revised figures, 2010=100) in November was 109.2, a decrease of 0.7 points. And 3 months backward moving average increased for 0.30 points, and 7 months backward moving average decreased for 0.27 points. So the Assessment of Coincident Index was “Signaling a possible turning point” (The same as the previous month)

The Leading Index was 103.9, a decrease of 0.6 points, and the Lagging Index was 120.6, an increase of 1.9 points.

The third Longitudinal Survey of Newborns in 21st Century (2010 Cohort)

Thursday, January 22, released by the Ministry of Health, Labour and Welfare

Labour Force Survey (December and 2014)

Friday, January 30, released by the Ministry of Internal Affairs and Communications

The unemployment rate (seasonally adjusted) was 3.4%, decreased by 0.1 point from the previous month. That for men was 3.6%, decreased by 0.2 point from the previous month and that for women was 3.2%, increased by 0.1 point from the previous month.

The number of unemployed persons (seasonally adjusted) was 2.28 million, decreased by 10 thousand from the previous month.

The number of employees was 56.45 million, increased by 620 thousand from the previous month.

Among them, the number of regular employee was 32.91 million, increased by 180 thousand from the previous year and the number of non-regular employee was 20.16 million, increased by 490 thousand from the previous year.

The average unemployment rate in 2014 was 3.6%, decreased by 0.4 point from the previous year.

The average number of unemployed persons in 2014 was 2.36million, decreased by 290 thousand from the previous year.

The average number of employees in 2014 was 55.95 million, increased by 420 thousand from the previous year. Among them, the number of regular employee was 32.87 million, decreased by 150 thousand from the previous year and the number of non-regular employee was 19.62 million, increased by 560 thousand from the previous year.

Employment Referrals for General Workers (December and 2014)

Friday, January 30, released by the Ministry of Health, Labour and Welfare

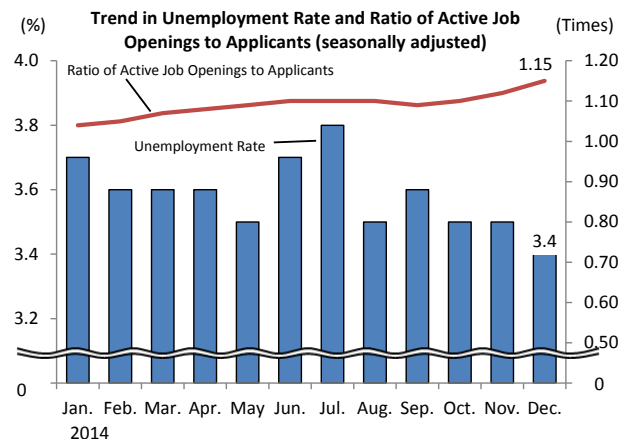
Active job openings-to-applicants ratio (seasonally adjusted) was 1.15, increased by 0.03 point from the previous month.

The number of monthly active job openings (person(s)) (seasonally adjusted) was increased by 0.3% from the previous month and the number of monthly active applications (person(s)) (seasonally adjusted) was decreased by 2.2% from the previous month.

New job openings-to-applicants ratio (seasonally adjusted) was 1.79, increased by 0.13 point from the previous month.

Active job openings-to-applicants ratio for regular staff (seasonally adjusted) was 0.71, increased by 0.02 point from the previous month.

The average ratio of active job openings to applicants in 2014 was 1.09, increased by 0.16 point from the previous year.



Family Income and Expenditure Survey (December)

Friday, January 30, released by the Ministry of Internal Affairs and Communications

The average monthly income for a worker's household with 2 or more family members was decreased by 0.8% in real terms from the same month a year before.

With regard to change over the year of wages & salaries, household heads was -2.2% in real terms from the previous year, spouse of household was 5.0% in real terms from the previous year and other household members was 18.0% in real terms from the previous year.

The average monthly consumption expenditures for a worker's household with 2 or more family members was decreased by 3.0% in real terms from the same month a year before.

Consumer Price Index (December and 2014)

Friday, January 30, released by the Ministry of Internal Affairs and Communications

The consumer price index for Japan in December 2014 was 103.3(2010=100), up 2.4% over the year. Omitting Fresh food, the comprehensive index was 103.2, up 2.5% over the year.

Japan's all items index of consumer prices in 2014 was 102.8(2010=100), up 2.7% over the year. Omitting Fresh food, the comprehensive index was 102.7, up 2.6% over the year.

The consumer price index for Ku-area of Tokyo in January 2014(preliminary) was 101.6(2010=100), up 2.3% over the year. Omitting Fresh food, the comprehensive index was 101.2, up 2.2% over the year.

Indices of Industrial Production (December)

Friday, January 30, released by the Ministry of Economy, Trade and Industry

The index of industrial production (seasonally adjusted, 2010=100) increased by 1.0% from the previous month.

According to the Survey of Production Forecast in Manufacturing, Production is expected to increase in January and decrease in February. The Synthetic judgment is "Industrial Production shows signs of increase at a moderate pace." (In the previous month, "Industrial Production fluctuates indecisively.")

Report on Situation of Foreign Employees (End of October 2014)

Friday, January 30, released by the Ministry of Health, Labour and Welfare

The number of foreign employees was 787,627 (an increase of 9.8% from the previous year) as of end of October 2014 and the number of business establishments hired foreign employees was 137,053 (an increase of 8.1% from the previous year).

By nationality of the employees, "China" accounted for the highest 39.6%, followed by "Brazil" (12.0%) and "Philippines" (11.6%).

Monthly Survey on Service Industries (Preliminary Report in November)

Friday, January 30, released by the Ministry of Internal Affairs and Communications

The monthly sales amount of service industry by industry of business activity in November 2014 was 28.7 trillion yen, an increase of 0.5 % from the same month the year before. The total number of persons working at the location of establishment in the industry by industry of establishment and enterprise, etc. was 28,600 thousand person, an increase of 1.0% from the same month the year before.

Monthly Labour Survey (Provisional Report in December and 2014)

Wednesday, February 4, released by the Ministry of Health, Labour and Welfare

Total amount of cash earnings increased by 1.6% and contractual cash earnings increased by 0.4% (full-time employees 0.6%, part-time employees -1.0%) from a year earlier.

Special cash earnings increased by 2.6% from a year earlier. Scheduled cash earnings increased by 0.3% and non-scheduled cash earnings increased by 0.5%. Real wage (total) decreased by 1.4%, from a year earlier.

Non-scheduled hours worked by manufacturing industry workers at business establishments with 5 or more employees increased by 0.3% from the previous month (seasonally adjusted).

Total amount of cash earnings in 2014 increased by 0.8% and contractual cash earnings increased by 0.3% (regular employees 0.7%, part-time workers 0.2%) from a year earlier.

Special cash earnings increased by 3.5% from a year earlier. Scheduled cash earnings unchanged, non-scheduled cash earnings increased by 3.1%. Real wage (total) decreased by 2.5% from the previous year.

The number of total hours worked in 2014 decreased by 0.3% from the previous year.

The number of regular employees in 2014 increased by 1.5% from the previous year. Among them, the number of full-time employees increased by 1.0% and the number of part-time employees increased by 2.7%.

Survey on Public Assistance Recipients (November)

Wednesday, February 4, released by the Ministry of Health, Labour and Welfare

The number of households of welfare recipients in November was 1,614,900 and the number of welfare recipients was 2,166,773.

Other Reports

Monthly Economic Report (January)

Friday, January 23, released by the Cabinet Office

The Japanese economy is on a moderate recovery, while weakness can be seen in private consumption. (The same as the previous month)

* Private consumption holds firm, while weakness can be seen in consumer sentiment recently. (The same as the previous month)

* Business investment is almost flat. (The same as the previous month)

*Exports are flat. (The same as the previous month)

*Industrial production is showing movements of picking up. (In the previous month, "Industrial production is bottoming out.")

* Corporate profits remain almost flat as a whole, while showing an improvement in large manufacturers. Firms' judgment on current business conditions is almost flat. (The same as the previous month)

* The employment situation shows a trend toward improvement, while an increase in job offers to applicant ratio appears to be pausing. (The same as the previous month)

* Consumer prices are flat. (In the previous month, "Consumer prices are flat recently.")

Monthly Economic Labour Report (January)

Wednesday, January 28, released by the Ministry of Health, Labour and Welfare

The employment situation shows a trend toward improvement, while an increase in job offers to applicant

ratio appears to be pausing. (The same as the previous month)

We have also compiled the "**Main Labor Economics Indicators**", which summarizes indexes relating to the labour economy. Please go to "<http://www.jil.go.jp/english/estatis/esaikin/esaikin.htm>"
EDITED BY Research and Statistical Information Analysis Department, The Japan Institute for Labour Policy and Training