



Recent Statistical Survey Reports

November 2014

[Thursday, November 6 – Tuesday, December 2]

Statistical Survey Reports

Labor Force Survey: Detailed Tabulation (Jul.-Sep. 2014)

Tuesday, November 11, released by the Ministry of Internal Affairs and Communications

Of the total 52.57 million employed persons (average, in the Jul. - Sep. 2014), the number of the regular employees (excluding board members) was 33.05 million, an increase of 100 thousand from the previous year. The number of the non-regular employee was 19.52 million, an increase of 440 thousand from the previous year.

Of the total 2.38 million unemployed persons, the number of persons who had been unemployed for 1 year or more was 850 thousand, a decrease of 160 thousand from the previous year.

Basic Survey on Wage Structure (Starting Salary) (2014)

Thursday, November 13, released by the Ministry of Health, Labour and Welfare

The amount of starting salary for graduates of universities was 200,400 yen, increased by 1.2% from the previous year and that for graduates of senior high schools of senior high schools was 158,800 yen, increased by 1.8% from the previous year. That for man was 202,900 yen, increased by 1.3% from the previous year and that for woman was 197,200 yen, increased 1.1% from the previous year that for graduates of universities. And that for man was 161,300 yen, increased by 1.5% from the previous year and that for woman was 154,200 yen, increased 1.9% from the previous year that for graduates of senior high schools.

Looking at the breakdown of starting salaries by enterprise size and educational level, the starting salary for total university graduates increased on the previous year in large (an increase of 0.4%), medium size enterprises (an increase of 1.6%), and small size enterprises (an increase of 2.2%). The starting salary for total senior high schools graduates increased on the previous year in large (an increase of 0.4%), medium size enterprises (an increase of 2.1%), and small size enterprises (an increase of 2.7%).

General Survey on Working Conditions 2014

Thursday, November 13, released by the Ministry of Health, Labour and Welfare

“The number of days of paid annual leave granted” was 18.5 days (previous year 18.3 days), “the number of days of paid annual leave acquired” was 9.0 days (previous year 8.6 days), and “the acquisition rate” was 48.8% (previous year 47.1%).

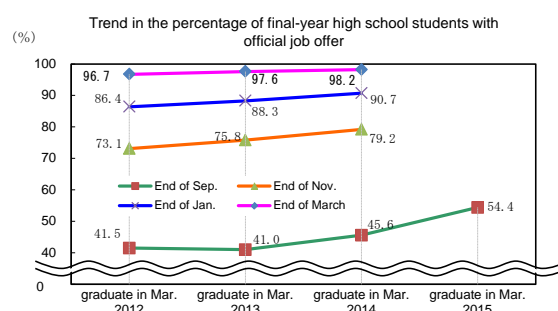
Survey on Situation of Preliminary Job Offers for New Graduate (Senior and Junior High School) (End of September, 2014)

Friday November 14, released by the Ministry of Health, Labour and Welfare

The ratio of final-year senior high school students with preliminary job offers was 54.4%, an increase of 8.8 points from the same period of the previous year.

The ratio of job openings to applicants for final-year senior high school students was 1.59, 0.73 points higher than the same period of the previous year.

The ratio of job openings to applicants for final-year junior high school students was 0.67, 0.12 points higher than the same period of the previous year.



Survey on Situation of Preliminary Job Offers for New Graduate in Mar.2015 (University, etc.) (October 1, 2014)

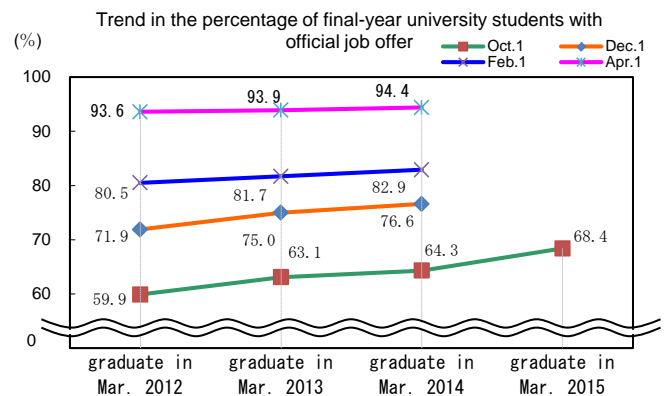
Friday, November 14, released by the Ministry of Health, Labour and Welfare

The ratio of final-year university students who got an official job offer to applicants was 68.4%, increased by 4.1 point from the same period a year earlier.

That of final-year junior college students (female only) was 26.7%, increased by 3.1 point from the same period a year earlier.

That of final-year technology college students (male only) was 93.4%, decreased by 2.3 point from the same period a year earlier.

That of final-year vocational school students was 49.0%, increased by 5.6 point from the same period a year earlier.

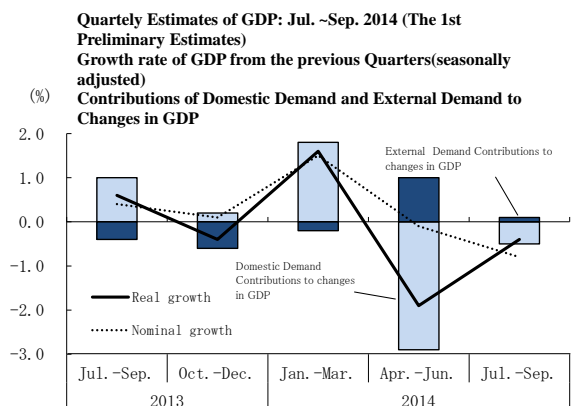


National Accounts (The 1st Preliminary Estimates Jul.-Sep. 2014)

Monday, November 17, released by the Cabinet Office

Real GDP (Gross Domestic Product) growth rate (Seasonally Adjusted) at Jul.-Sep.2014 was -0.4% (-1.6% on annual basis). Of real GDP growth rate, -0.5% was contributed by domestic demand and 0.1% by external demand.

Compensation of Employees (real) was 0.7% and compensation of Employees (nominal) was 0.8% (changes from the previous quarter (seasonally adjusted)).



Monthly Labour Survey (Final Report in September)

Tuesday, November 18, released by the Ministry of Health, Labour and Welfare

Total amount of cash earnings increased by 0.7% from a year earlier, and contractual cash earnings increased by 0.6% from a year earlier (regular employees 1.0%, part-time workers 0.4%).

Special cash earnings increased by 7.5% from a year earlier. Scheduled cash earnings increased by 0.4% from a year earlier and non-scheduled cash earnings increased by 1.9% from a year earlier. Real wage (total) decreased by 3.0% from a year earlier.

Non-scheduled hours worked by manufacturing industry workers increased by 1.3% from the previous month (seasonally adjusted).

Indexes of Business Conditions September 2014 (Revised Release)

Wednesday, November 19, released by the Cabinet Office

The Coincident Index of Composite Index (CI, revised figures, 2010=100) in September was 109.8, an increase of 1.5 points. And 3 months backward moving average increased for 0.16 points, and 7 months backward moving average decreased for 0.46 points. So the Assessment of Coincident Index was "Signaling a possible turning point" (The same as the previous month)

The Leading Index was 105.6, an increase of 1.2 points, and the Lagging Index was 117.0, a decrease of 0.5 points.

Report on Employment Situations of Persons with Disabilities (2014)

Wednesday, November 26, released by the Ministry of Health, Labour and Welfare

The number of persons with disabilities employed by private enterprises (with 50 employees or more; the statutory employment rate is 2.0%) was 431,225.5 and the real employment rate was 1.82%. The ratio of enterprises that achieved the statutory employment rate was 44.7%.

(*)The ministry of Health, Labour and Welfare summarize the result of reports sent by employers who are obliged to employ persons with physical disabilities or intellectual disability.

Labour Force Survey (October)

Friday, November 28, released by the Ministry of Internal Affairs and Communications

The unemployment rate (seasonally adjusted) was 3.5%, decreased by 0.1 point from the previous month. That for men was 3.8%, increased by 0.1 point from the previous month and that for women was 3.2%, decreased by 0.2 point from the previous month.

The number of unemployed persons (seasonally adjusted) was 2.34 million, decreased by 30 thousand from the previous month.

The number of employees was 56.29 million, increased by 330 thousand from the previous month.

Among them, the number of regular employee was 32.98 million, increased by 70 thousand from the previous year and the number of non-regular employee was 19.80 million, increased by 160 thousand from the previous year.

Employment Referrals for General Workers (October)

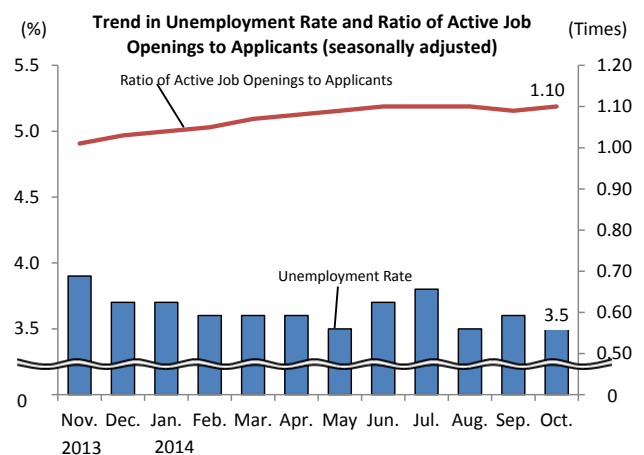
Friday, November 28, released by the Ministry of Health, Labour and Welfare

Active job openings-to-applicants ratio (seasonally adjusted) was 1.10, increased by 0.01 point from the previous month.

The number of monthly active job openings (person(s)) (seasonally adjusted) was increased by 0.1% from the previous month and the number of monthly active applications (person(s)) (seasonally adjusted) was decreased by 0.4% from the previous month.

New job openings-to-applicants ratio (seasonally adjusted) was 1.69, increased by 0.02 point from the previous month.

Active job openings-to-applicants ratio for regular staff (seasonally adjusted) was 0.68, increased by 0.01 point from the previous month.



Family Income and Expenditure Survey (October)

Friday, November 28, released by the Ministry of Internal Affairs and Communications

The average monthly income for a worker's household with 2 or more family members was decreased by 2.1% in real terms from the same month a year before.

With regard to change over the year of wages & salaries, household heads was -2.0% in real terms from the previous year, spouse of household was -3.1% in real terms from the previous year and other household members was -16.6% in real terms from the previous year.

The average monthly consumption expenditures for a worker's household with 2 or more family members was decreased by 3.4% in real terms from the same month a year before.

Consumer Price Index (October)

Friday, November 28, released by the Ministry of Internal Affairs and Communications

The consumer price index for Japan in October 2014 was 103.6(2010=100), up 2.9% over the year. Omitting Fresh food, the comprehensive index was 103.6, up 2.9% over the year.

The consumer price index for Ku-area of Tokyo in November 2014(preliminary) was 101.8(2010=100), up 2.1% over the year. Omitting Fresh food, the comprehensive index was 102.0, up 2.4% over the year.

Indices of Industrial Production (October)

Friday, November 28, released by the Ministry of Economy, Trade and Industry

The index of industrial production (seasonally adjusted, 2010=100) increased by 0.2% from the previous month.

According to the Survey of Production Forecast in Manufacturing, Production is expected to increase in November and December. The Synthetic judgment is “Industrial Production fluctuates indecisively.” (The same as the previous month)

Monthly Survey on Service Industries (Preliminary Report in September)

Friday, November 28, released by the Ministry of Internal Affairs and Communications

The monthly sales amount of service industry by industry of business activity in September 2014 was 30.3 trillion yen, an increase of 2.6 % from the same month the year before. The total number of persons working at the location of establishment in the industry by industry of establishment and enterprise, etc. was 28,480 thousand person, an increase of 0.8% from the same month the year before.

Monthly Labour Survey (Provisional Report in October)

Tuesday, December 2, released by the Ministry of Health, Labour and Welfare

Total amount of cash earnings increased by 0.5% and contractual cash earnings increased by 0.4% (regular employees 0.5%, part-time workers -0.4%) from a year earlier.

Special cash earnings increased by 6.0% from a year earlier. Scheduled cash earnings increased by 0.4% and non-scheduled cash earnings increased by 0.4%. Real wage (total) decreased by 2.8%, from a year earlier.

Non-scheduled hours worked by manufacturing industry workers at business establishments with 5 or more employees increased by 1.8% from the previous month (seasonally adjusted).

Other Reports

Monthly Economic Report (November)

Tuesday, November 25, released by the Cabinet Office

The Japanese economy is on a moderate recovery, while weakness can be seen in private consumption. (In the previous month, “The Japanese economy is on a moderate recovery, while weakness can be seen recently.”)

* Private consumption appears to be pausing recently, while it remains in picking up. (The same as the previous month)

* Business investment shows some weak movements recently, while it is on the increasing. (The same as the previous month)

*Exports are flat. (The same as the previous month)

* Industrial production is decreasing. (In the previous month, “Industrial production is decreasing recently with a reaction after a last-minute rise in demand before a consumption tax increase.”)

* Corporate profits appear to be pausing as a whole, while it shows recently an improvement in large manufacturers. Firms's judgment on current business conditions shows a small improvement in large manufacturers, while it appears to be cautious as a whole. (In the previous month, “Corporate profits improvement appears to be pausing. Firms' judgment on current business conditions is cautious, while it shows a small improvement in large manufacturers.”)

* The employment situation shows a trend toward improvement, while an increase in job offers to applicant ratio appears to be pausing. (In the previous month, “The employment situation is improving steadily.”)

* Consumer prices are flat recently. (In the previous month, “Consumer prices are rising at a slower tempo recently. ”)

Monthly Economic Labour Report (October)

Thursday, November 27, released by the Ministry of Health, Labour and Welfare

The employment situation shows a trend toward improvement, while an increase in job offers to applicant ratio appears to be pausing. (In the previous month, “The employment situation is improving steadily.”)

We have also compiled the "**Main Labor Economics Indicators**", which summarizes indexes relating to the labour economy. Please go to "<https://www.jil.go.jp/english/estatis/esaikin/esaikin.html>"

EDITED BY Research and Statistical Information Analysis Department, The Japan Institute for Labour Policy and Training